

# *General government revenue and expenditure by quarter*

*2009, 3rd quarter*

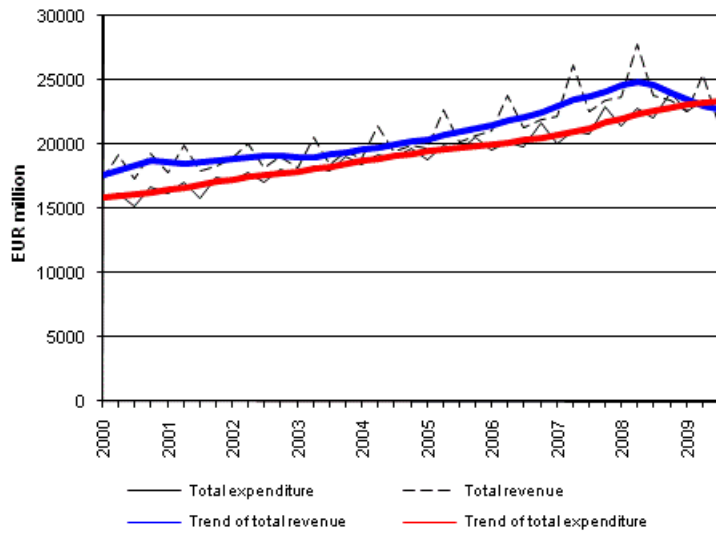
---

## *Rising expenditure and falling revenue weakened general government's financial position in the 3rd quarter of 2009*

General government revenue decreased by 9.1 per cent in the third quarter of 2009 when comparing seasonally unadjusted data with comparable data from the year before. The revenue items that fell most were income tax, capital income, received social contributions and taxes on production and imports. Respectively, general government expenditure rose by 2.8 per cent. The expenditure items that grew most were social benefits in cash, intermediate consumption and compensation of employees. General government revenue contracted by EUR 2.2 billion. Expenditure increased by EUR 0.6 billion. Due to the fallen revenue and risen expenditure, the financial position (net lending) of general government weakened by EUR 2.8 billion from the respective quarter of the year before and stood at minus EUR 1.1 billion. General government is comprised of central government, social security funds and local government. The data derive from Statistics Finland's quarterly statistics on general government revenue and expenditure.

The data for the two latest years are preliminary and will become revised as annual national accounts data are revised. The trend shown in the Figures has been calculated with the Tramo/Seats method. The trend can become revised in the coming periods as preliminary data are revised. As the time series of annual accounts become revised, the time series of this set of statistics will also be revised. These data are based on the information on economic development available by 16.12.09. The data will next be revised at the end of March 2010.

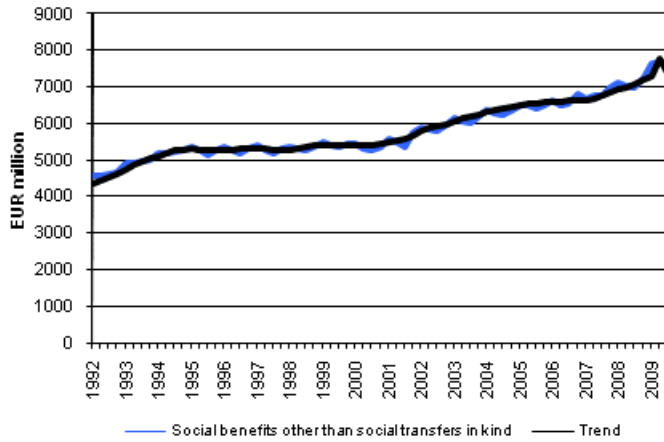
## General government total revenue and total expenditure 2000 - 2009



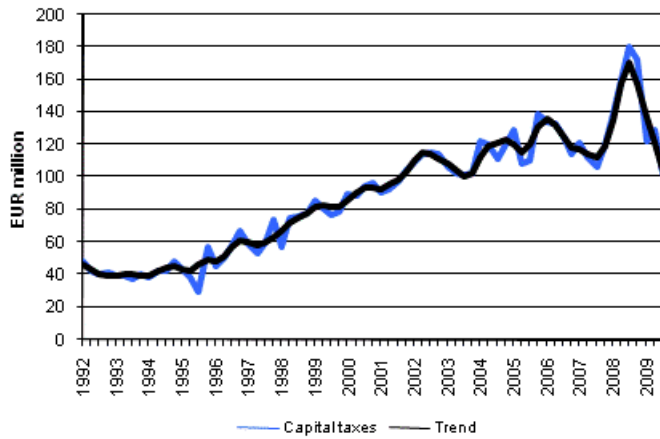
## Contents

Social benefits other than social transfers in kind.....	4
Capital taxes.....	4
Actual social contributions.....	4
Current Taxes on Income, Wealth, etc.....	5
Value Added Type Taxes.....	5
Taxes on Production and Imports.....	5

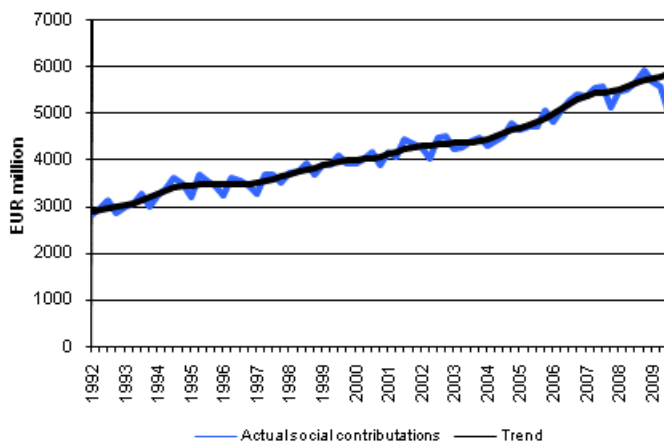
### Social benefits other than social transfers in kind



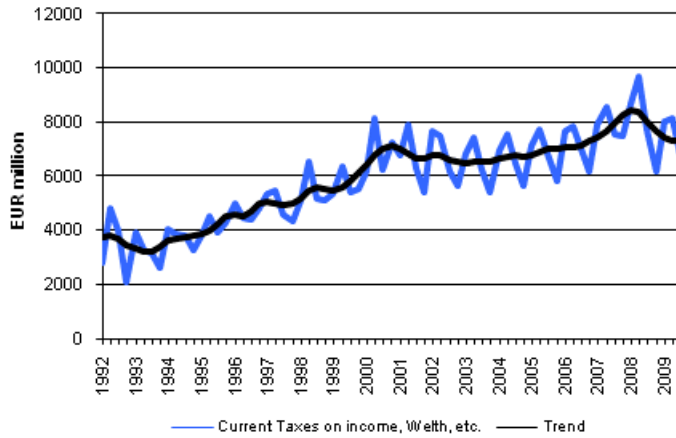
### Capital taxes



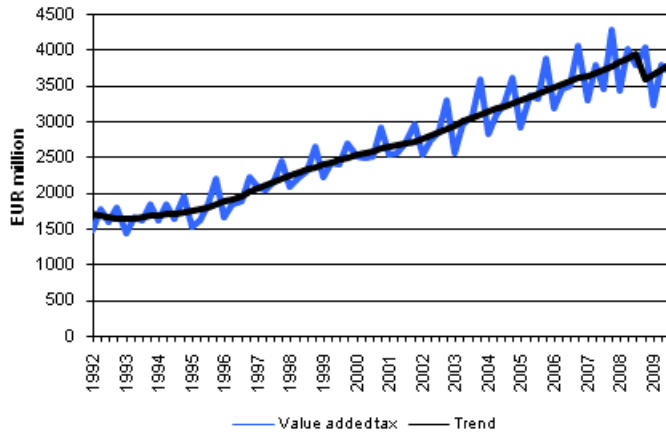
### Actual social contributions



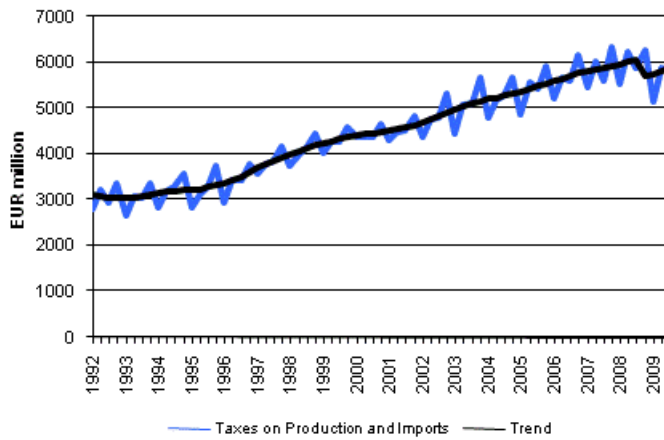
### Current Taxes on Income, Wealth, etc.



### Value Added Type Taxes



### Taxes on Production and Imports



---

Suomen virallinen tilasto  
Finlands officiella statistik  
Official Statistics of Finland

*Government Finance 2009*

*Inquiries*

Jouni Pulkka (09) 1734 3532  
Teuvo Laukkarinen (09) 1734 3315  
Director in charge:  
Ari Tyrkkö

*rahoitus.tilinpito@tilastokeskus.fi*

*www.stat.fi*