

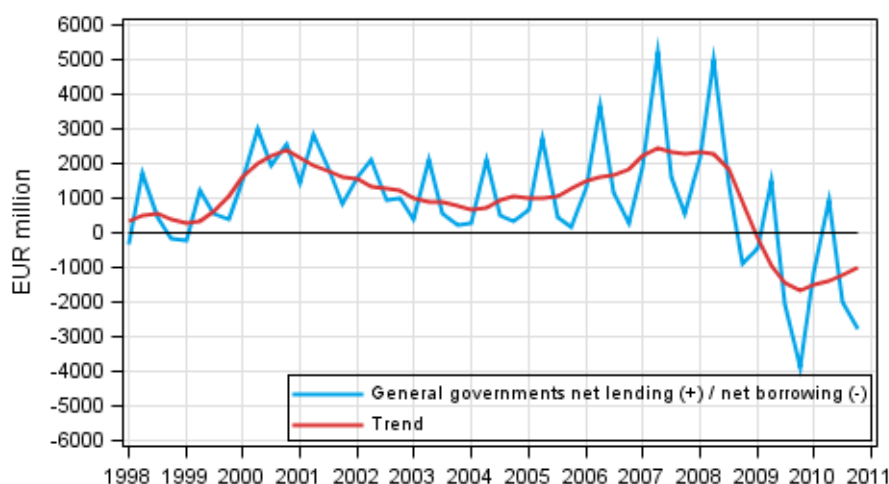
# General government revenue and expenditure by quarter

2010, 4th quarter

## The financial position of general government improved

General government revenue grew by EUR 1.7 billion from the respective quarter of the previous year. Respectively, expenditure increased by EUR 0.6 billion. The difference between revenue and expenditure, that is, the financial position (net lending) of general government improved by EUR 1.1 billion from the respective quarter of the year before and stood at minus EUR 2.8 billion. The change in total revenue amounted to 1.9 per cent from the previous quarter. The change in total expenditure was 0.5 per cent from the previous quarter. General government is comprised of central government, social security funds and local government. The data derive from Statistics Finland's statistics on general government revenue and expenditure by quarter.

### General governments net lending (+) / net borrowing (-)



The data for the two latest years are preliminary and will become revised as annual national accounts data are revised. The trend shown in the Figures has been calculated with the Tramo/Seats method. The change in total revenue and expenditure from the previous quarter has been calculated from seasonally adjusted time series. Seasonally adjusted and trend time series always become revised against new observations irrespective of whether the original time series becomes revised or not. Further information on the seasonal

adjustment method:[http://www.tilastokeskus.fi/til/tramo\\_seats\\_en.html](http://www.tilastokeskus.fi/til/tramo_seats_en.html). As the time series of annual accounts become revised, the time series of this set of statistics will also be revised. These data are based on the data sources available by 25 March 2011. The data will next be revised at the end of June 2011.

# Contents

## Tables

### Appendix tables

Appendix table 1. Change in general government revenue and expenditure 2010/4.....	4
------------------------------------------------------------------------------------	---

## Figures

### Appendix figures

Appendix figure 1. Social benefits other than social transfers in kind.....	5
Appendix figure 2. Capital taxes.....	5
Appendix figure 3. Actual social contributions.....	5
Appendix figure 4. Current Taxes on Income, Wealth, etc.....	6
Appendix figure 5. Value Added Type Taxes.....	6
Appendix figure 6. Taxes on Production and Imports.....	6
Appendix figure 7. General governments savings, gross.....	7
Appendix figure 8. General government total revenue and total expenditure.....	7
Appendix figure 9. General government final consumption expenditure.....	7

## Appendix tables

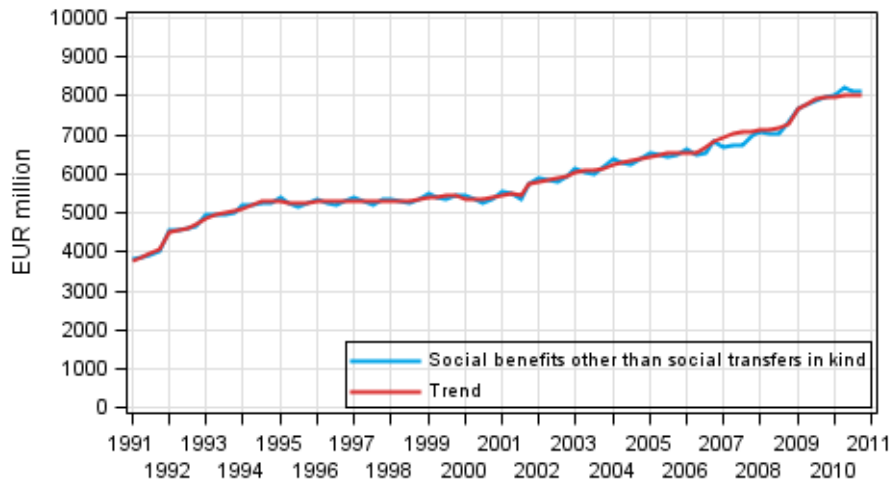
**Appendix table 1. Change in general government revenue and expenditure 2010/4**

	2010/4–2009/4 Change, EUR million €	2010/4–2009/4 %	2010/3–2010/4 % <sup>1)</sup>
<b>Revenue, total</b>	1701	7,8	1,9
Taxes	715	6,1	..
Social contributions	473	8,3	..
Other revenue	513	11,8	
<b>Expenditure, total</b>	550	2,1	0,5
Compensation of employees	91	1,4	..
Interests	50	24,4	..
Social benefits	292	3,2	..
Other expenditure	117	1,2	..

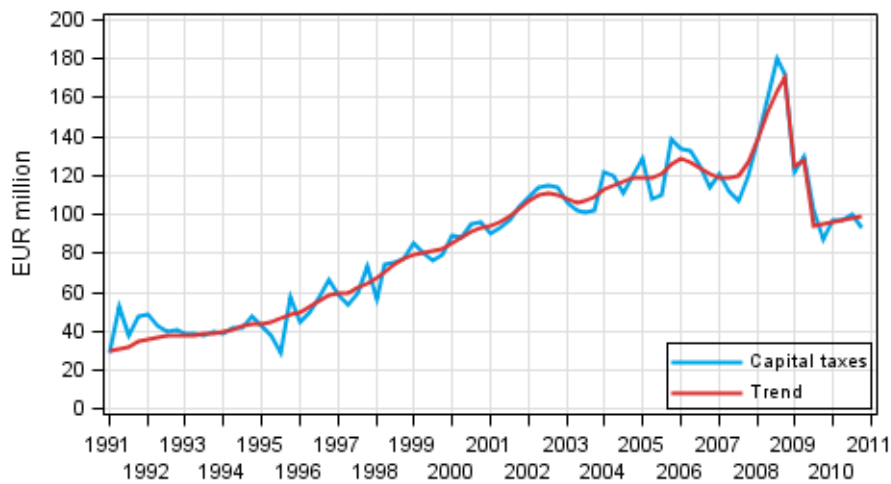
1) The change in total revenue and expenditure from the previous quarter is calculated from seasonally adjusted time series.

# Appendix figures

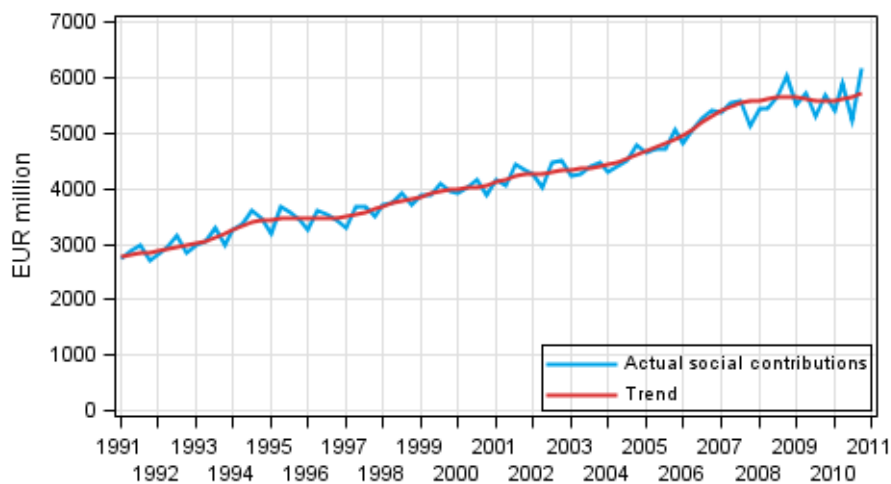
**Appendix figure 1. Social benefits other than social transfers in kind**



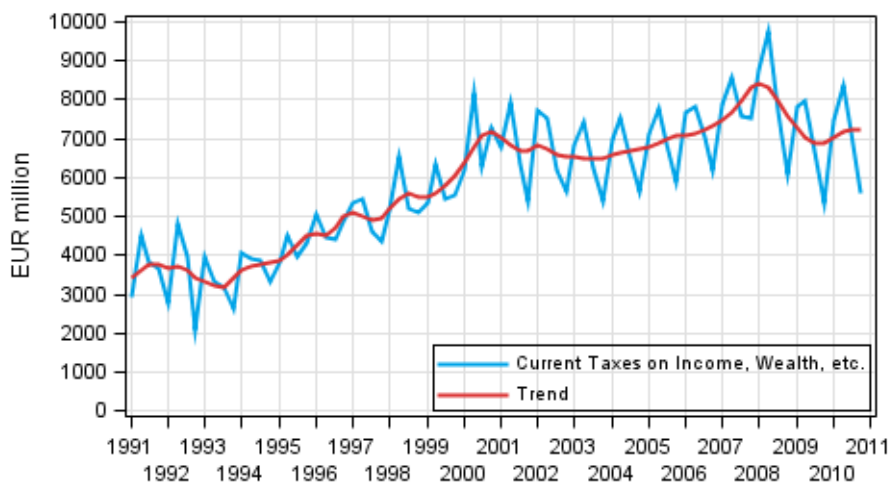
**Appendix figure 2. Capital taxes**



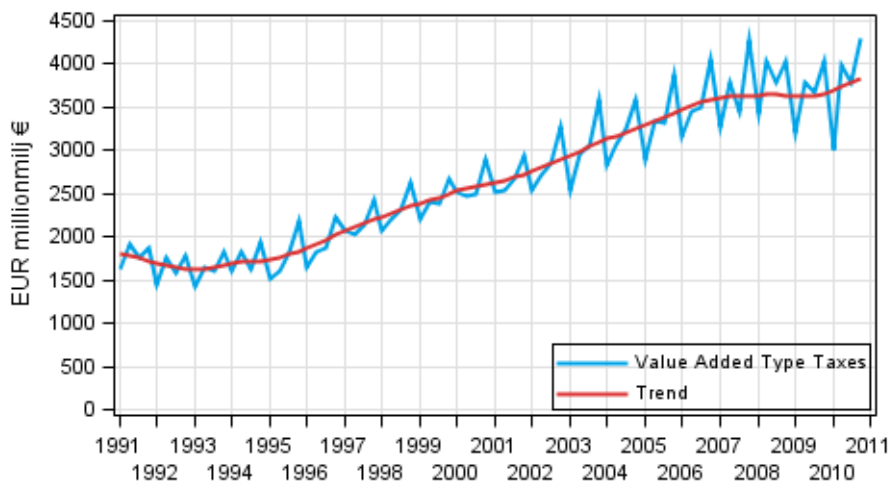
**Appendix figure 3. Actual social contributions**



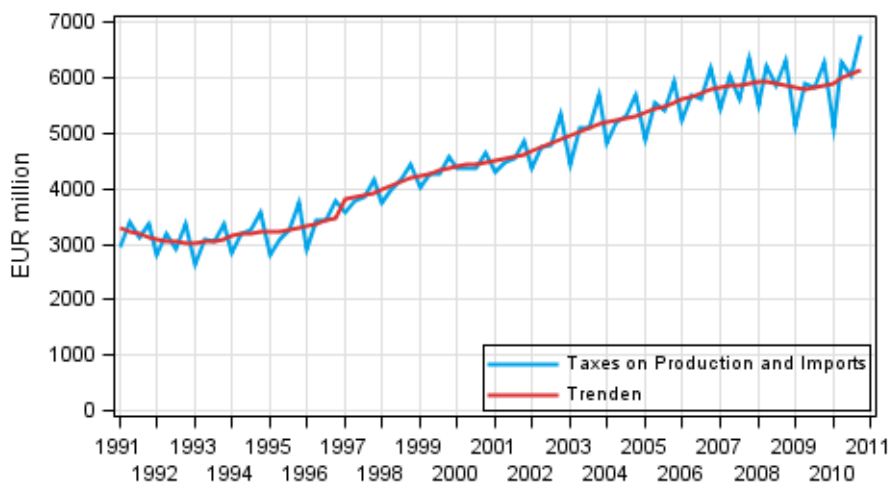
**Appendix figure 4. Current Taxes on Income, Wealth, etc.**



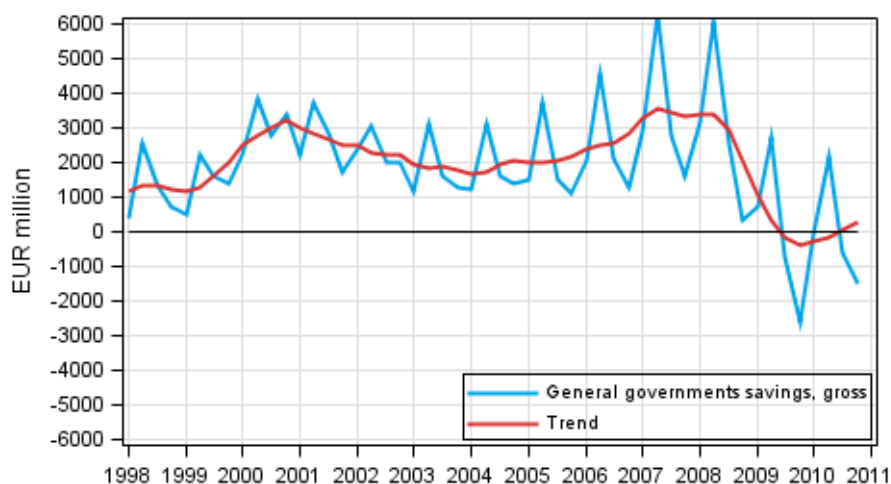
**Appendix figure 5. Value Added Type Taxes**



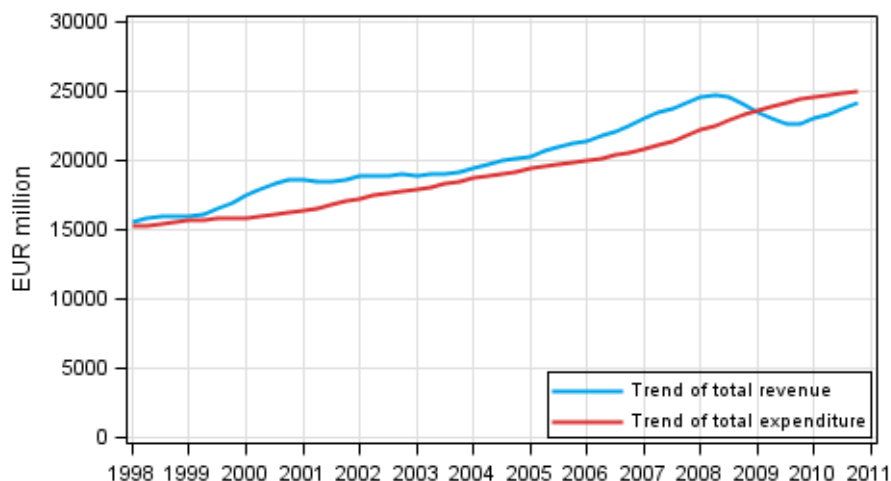
**Appendix figure 6. Taxes on Production and Imports**



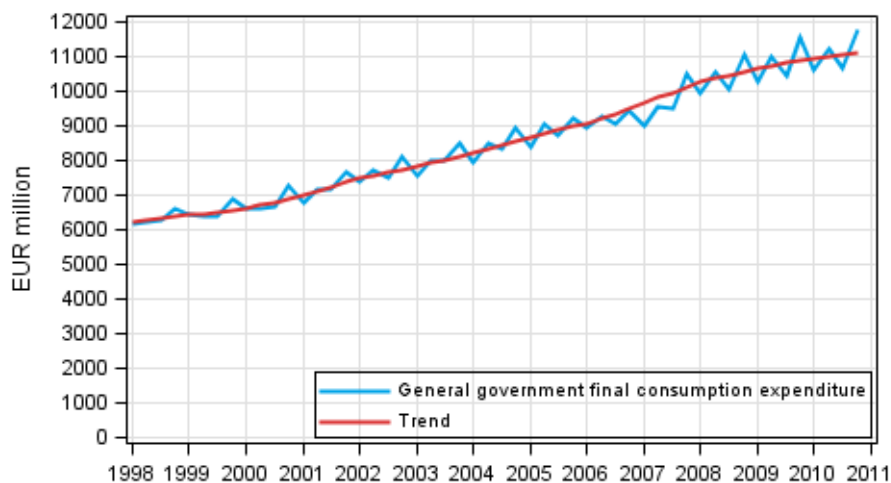
**Appendix figure 7. General governments savings, gross**



**Appendix figure 8. General government total revenue and total expenditure**



**Appendix figure 9. General government final consumption expenditure**



---

Suomen virallinen tilasto  
Finlands officiella statistik  
Official Statistics of Finland

Government Finance 2011

### Inquiries

Jouni Pulkka (09) 1734 3532

Teuvo Laukkarinen (09) 1734 3315

Director in charge:

Ari Tyrkkö

[rahoitus.tilinpito@tilastokeskus.fi](mailto:rahoitus.tilinpito@tilastokeskus.fi)

[www.stat.fi](http://www.stat.fi)

Source: General government revenue and expenditure, 4th quarter 2010. Statistics Finland