

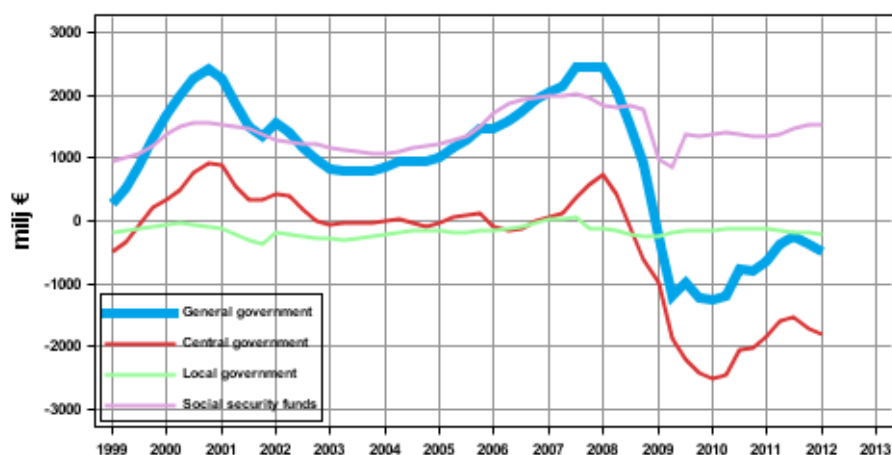
# General government revenue and expenditure by quarter

2012, 1st quarter

## The financial position of general government improved from January to March

In the first quarter of 2012, general government revenue grew by EUR 1.4 billion from the respective quarter of the previous year. Correspondingly, expenditure increased by EUR 0.8 billion. The difference between revenue and expenditure, that is, the financial position (net lending) of general government improved by EUR 0.5 billion from the respective quarter of the year before. The change in total revenue amounted to 2.3 per cent from the previous quarter. Total expenditure increased by 1.7 per cent from the previous quarter. In the first quarter of 2012, the financial position (net lending) of general government showed a deficit of EUR 0.4 billion. The data derive from Statistics Finland's statistics on general government revenue and expenditure by quarter. General government is comprised of central government, local government and social security funds.

### General governments net lending (+) / net borrowing (-), trend



The data for the two latest years are preliminary and will become revised as annual national accounts data are revised. Seasonally adjusted and trend time series have been calculated with the Tramo/Seats method.

The change in total revenue and expenditure from the previous quarter has been calculated from seasonally adjusted time series. Seasonally adjusted and trend time series always become revised against new observations irrespective of whether the original time series becomes revised or not. Further information on the seasonal adjustment method: [http://www.tilastokeskus.fi/til/tramo\\_seats\\_en.html](http://www.tilastokeskus.fi/til/tramo_seats_en.html) As the time series of annual accounts become revised, the time series of this set of statistics will also be revised. These data are based on the data sources available by 25 June 2012. The data will be next revised at the end of September 2012.

# Contents

## Tables

### Appendix tables

Appendix table 1. Change in general government revenue and expenditure 2012/1.....4

## Figures

### Appendix figures

Appendix figure 1. Social benefits other than social transfers in kind.....5  
Appendix figure 2. Actual social contributions.....5  
Appendix figure 3. Current Taxes on Income, Wealth, etc., trend.....5  
Appendix figure 4. Taxes on Production and Imports.....6  
Appendix figure 5. Total revenue, trend.....6  
Appendix figure 6. Total expenditure, trend.....6

## Appendix tables

**Appendix table 1. Change in general government revenue and expenditure 2012/1**

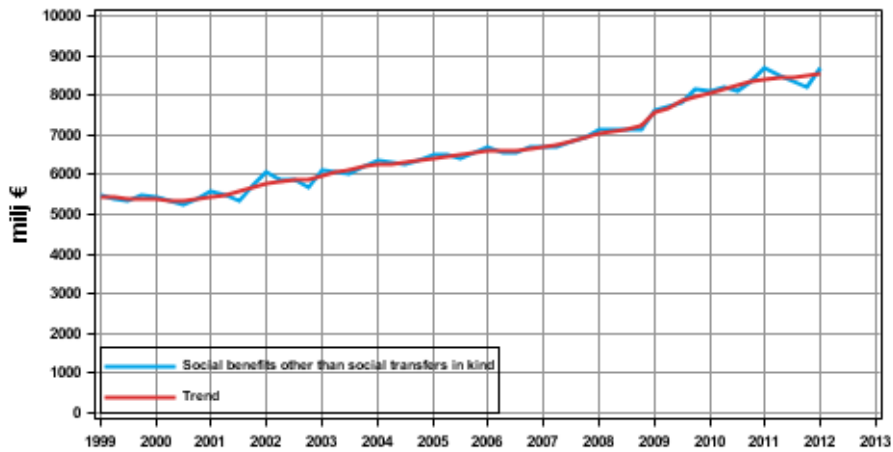
	2012/1–2011/1 Change, EUR million €	2012/1–2011/1 %	2012/1–2011/4 % <sup>1)</sup>
<b>Total revenue of General government<sup>1</sup></b>	1386	5,7	2,3
Central government	615	5,8	2,6
Local government	526	5,1	1,3
Social security funds	759	7,7	4,5
Consolidation <sup>2)</sup>	-514	-7,8	..
<b>Total expenditure of General government<sup>1</sup></b>	841	3,4	1,7
Central government	662	5,2	1,8
Local government	651	6,5	2,0
Social security funds	42	0,5	3,2
Consolidation <sup>2)</sup>	-514	-7,8	..

1) The change in total revenue and expenditure from the previous quarter is calculated from seasonally adjusted time series.

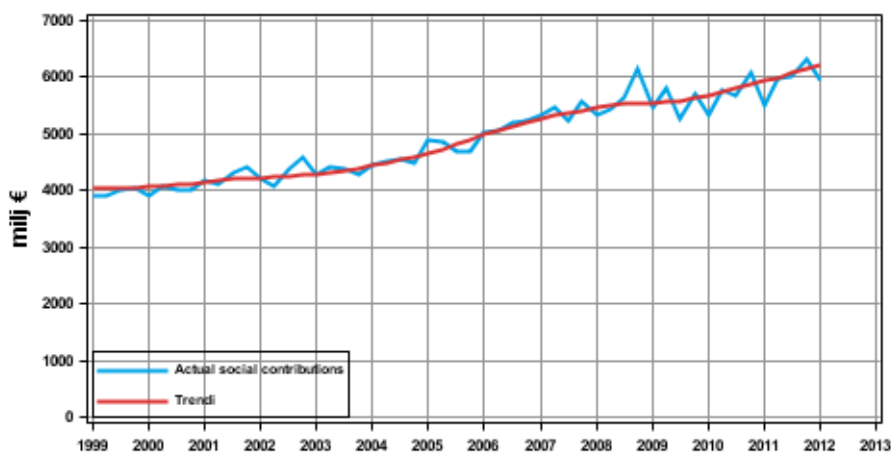
2) Transactions interest, other current transfers, investment grants and other capital transfers are consolidated within the general government sector. The other transactions are not consolidated

## Appendix figures

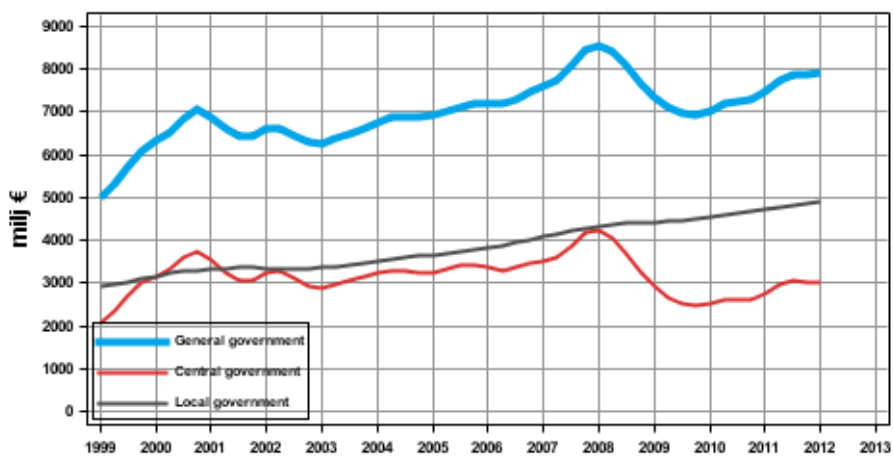
Appendix figure 1. Social benefits other than social transfers in kind



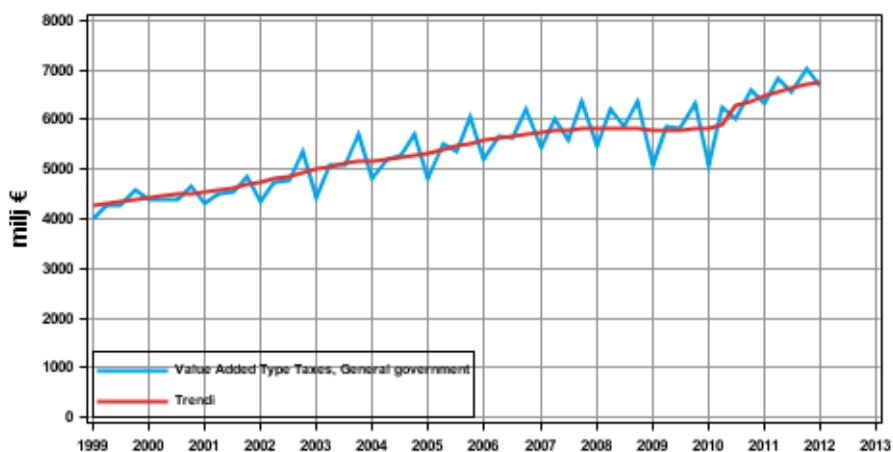
Appendix figure 2. Actual social contributions



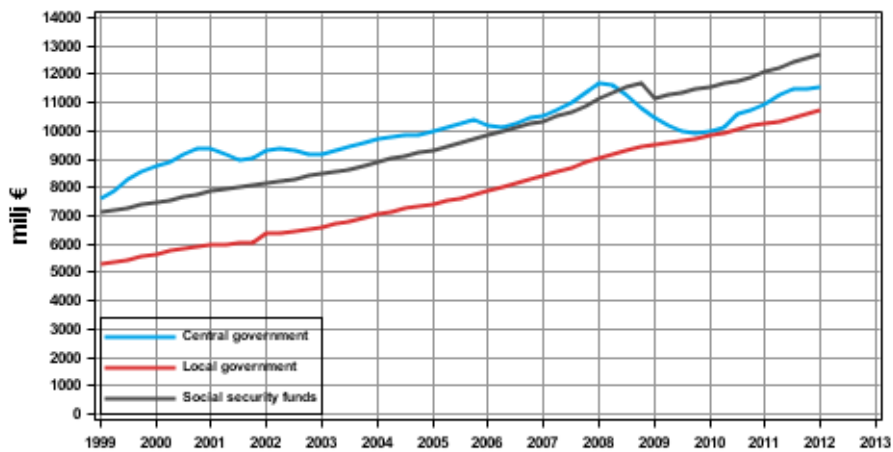
Appendix figure 3. Current Taxes on Income, Wealth, etc., trend



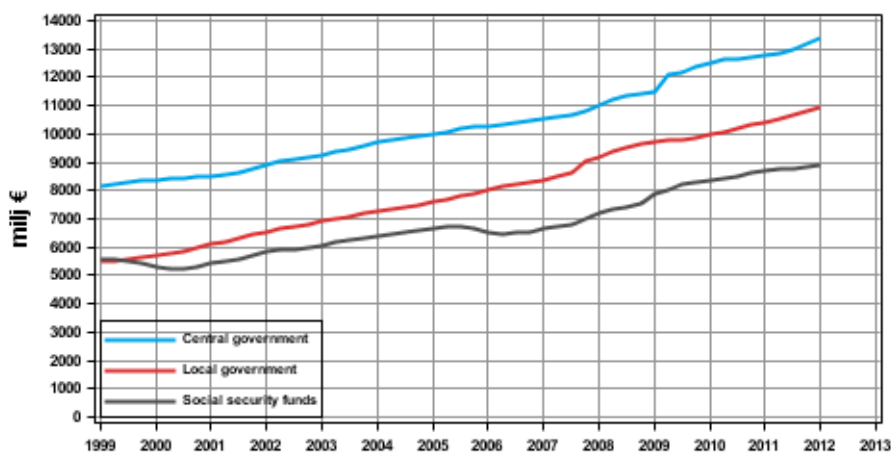
Appendix figure 4. Taxes on Production and Imports



Appendix figure 5. Total revenue, trend



Appendix figure 6. Total expenditure, trend



---

Suomen virallinen tilasto  
Finlands officiella statistik  
Official Statistics of Finland

Government Finance 2012

### Inquiries

Jouni Pulkka 09 1734 3532

Teuvo Laukkarinen 09 1734 3315

Director in charge:

Ari Tyrkkö

[rahoitus.tilinpito@tilastokeskus.fi](mailto:rahoitus.tilinpito@tilastokeskus.fi)

[www.stat.fi](http://www.stat.fi)

Source: General government revenue and expenditure, 1st quarter 2012. Statistics Finland