

Postal address:

FIN - 00022 STATISTICS FINLAND

telephone: +358 29 551 1000

telefax: +358 9 1734 3429

Inquiries:

Pasi Koikkalainen +358 29 551 3332,

Samu Hakala +358 29 551 3756,

e-mail: kansantalous.suhdanteet@stat.fi

QUARTERLY NATIONAL ACCOUNTS

2nd quarter 2014

TIME SERIES

**GROSS DOMESTIC PRODUCT AND
EXPENDITURE, 1 000 000 EUR, at reference
year 2010 prices; not additives**

Page

4	Gross Domestic Product
5	Imports of goods and services
6	Imports of goods
7	Imports of services
8	Total supply
9	Exports of goods and services
10	Exports of goods
11	Exports of services
12	Government consumption expenditure
13	Private consumption expenditure
14	Consumption expenditure of households
15	Durable goods
16	Semi-durable goods
17	Non-durable goods
18	Services
19	Consumption expenditure of non-profit institutions
20	Total consumption expenditure
21	Buildings and civil engineering
22	Buildings
23	Dwellings
24	Non-residential buildings
25	Civil engineering
26	Machinery and equipment
27	Other gross fixed capital formation
28	Total gross fixed capital formation
29	Government gross fixed capital formation
30	Private gross fixed capital formation
31	Total demand
32	Domestic demand

**GROSS DOMESTIC PRODUCT AND
EXPENDITURE
1 000 000 EUR, current prices**

Page

62	Gross Domestic Product
63	Imports of goods and services
64	Imports of goods
65	Imports of services
66	Total supply
67	Exports of goods and services
68	Exports of goods
69	Exports of services
70	Government consumption expenditure
71	Private consumption expenditure
72	Consumption expenditure of households
73	Durable goods
74	Semi-durable goods
75	Non-durable goods
76	Services
77	Expenditure on tourism, net
78	Consumption expenditure of non-profit institutions
79	Total consumption expenditure
80	Buildings and civil engineering
81	Buildings
82	Dwellings
83	Non-residential buildings
84	Civil engineering
85	Machinery and equipment
86	Other gross fixed capital formation
87	Total gross fixed capital formation
88	Government gross fixed capital formation
89	Private gross fixed capital formation
90	Changes in inventories
91	Statistical discrepancy
92	Total demand
93	Domestic demand

**VALUE ADDED at basic prices by industry
1 000 000 EUR, at reference
year 2010 prices; not additives**

Page	
33	A_T Value added, total
34	01 Agriculture and hunting
35	02 Forestry
36	B_E Manufacturing, mining and quarrying and other industry
37	C Manufacturing
38	16_17 Manufacture of wood and paper products
39	19_22 Manufacture of chemicals and chemical products
40	24_25+28_30+33 Manufacture of metal products and machinery excl. electrical/electronic products
41	26_27 Manufacture of electronic products and electrical equipment
42	D_E Electricity and water supply; waste management
43	F Construction
44	G_I Trade; transportation and storage; accommodation and food services
45	G Trade
46	H Transportation and storage
47	J Information and communication
48	K Financial and insurance activities
49	L Real estate activities
50	M_N Professional, scientific, technical, administration and support service activities
51	O_Q Public administration, defence, education, human health and social work activities
52	R_T Other services
53	A Agriculture, forestry and fishing
54	B_F Secondary production
55	G_T Services
56	Taxes less subsidies on products
57	Taxes on products
58	Subsidies on products

**VALUE ADDED at basic prices by industry
1 000 000 EUR, current prices**

Page	
94	A_T Value added, total
95	01 Agriculture and hunting
96	02 Forestry
97	B_E Manufacturing, mining and quarrying and other industry
98	C Manufacturing
99	16_17 Manufacture of wood and paper products
100	19_22 Manufacture of chemicals and chemical products
101	24_25+28_30+33 Manufacture of metal products and machinery excl. electrical/electronic products
102	26_27 Manufacture of electronic products and electrical equipment
103	D_E Electricity and water supply/waste management
104	F Construction
105	G_I Trade; transportation and storage; accommodation and food services
106	G Trade
107	H Transportation and storage
108	J Information and communication
109	K Financial and insurance activities
110	L Real estate activities
111	M_N Professional, scientific, technical, administration and support service activities
112	O_Q Public administration, defence, education, human health and social work activities
113	R_T Other services
114	A Agriculture, forestry and fishing
115	B_F Secondary production
116	G_T Services
117	General government services
118	Private services
119	Taxes less subsidies on products
120	Taxes on products
121	Subsidies on products

**NATIONAL INCOME, 1 000 000 EUR,
at reference year 2010 prices; not
additives**

Page

59	Gross national income (GNI)
60	Consumption of fixed capital
61	Net national income

POPULATION AND EMPLOYMENT

Page

137	Population (100 persons)
138	Employed total (100 persons)
139	Total hours worked (100 000)

**NATIONAL INCOME, 1 000 000 EUR
current prices**

Page

122	Wages and salaries
123	Employers' social contributions
124	Operating surplus / mixed income
125	Operating surplus and mixed income, gross
126	Consumption of fixed capital
127	Taxes on production and imports less subsidies
128	Balance of primary incomes from the rest of the world, net
129	Property income and taxes on production and imports from the rest of the world, net
130	Wages and salaries from the rest of the world, net
131	Gross national income (GNI)
132	Net national income
133	Current transfers from the rest of the world, net
134	Disposable income, net
135	Net saving
136	Net lending

Next updating:

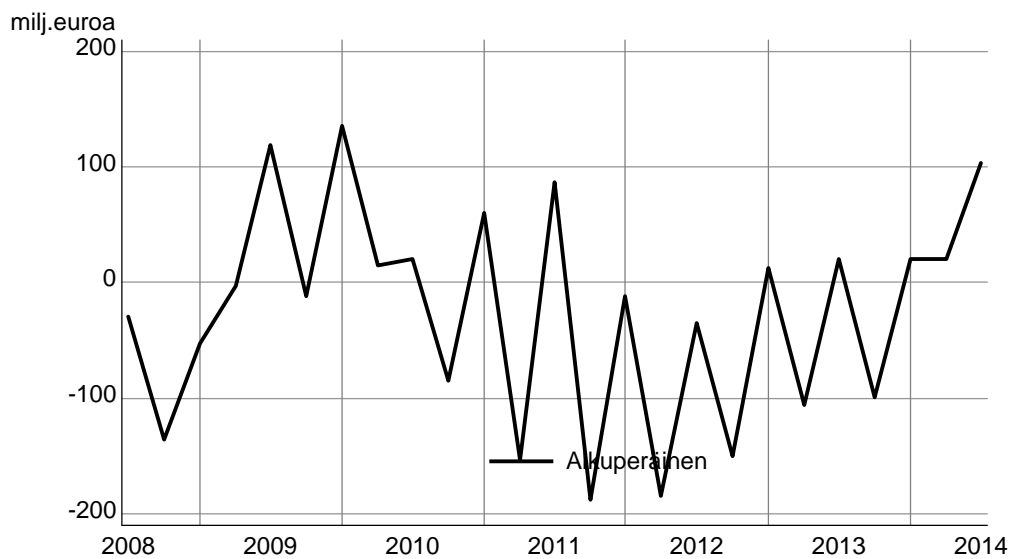
Available without charge
on Statistics Finland: web
<http://tilastokeskus.fi/til/ntp/tup.html>

3rd quarter 2014

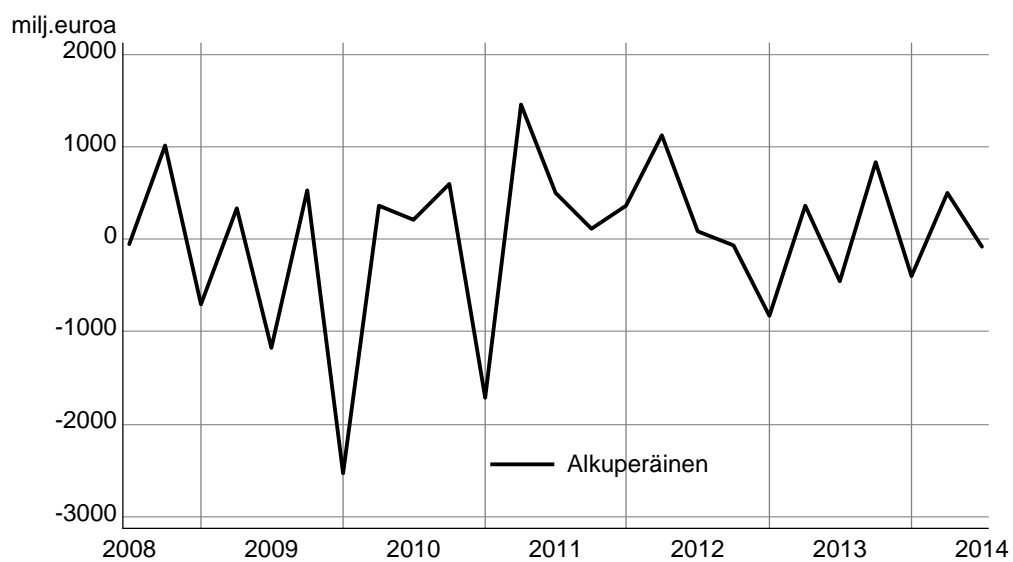
5.12.2014

Product number 60145 pdf-file

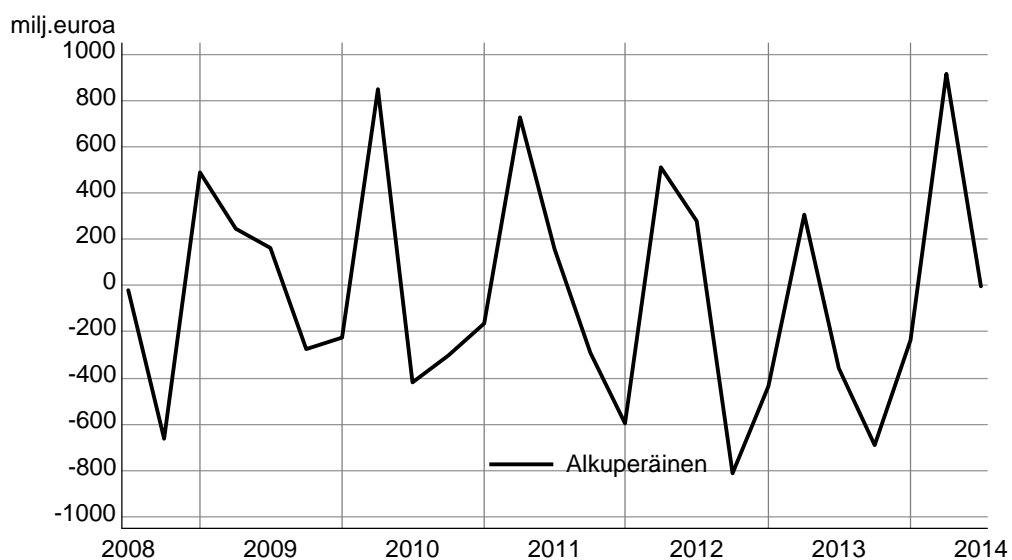
Vuosi	Alkuperäinen sarja				Yht
	N1	N2	N3	N4	
1995	-16	-33	-72	-15	-136
1996	-9	-32	-76	-20	-137
1997	-52	-86	-153	-65	-356
1998	-15	-67	-153	-45	-280
1999	8	-47	-208	-54	-301
2000	-38	-53	-229	-53	-373
2001	-84	-45	-216	-74	-419
2002	-101	-70	-150	-27	-348
2003	-44	-39	-162	-16	-261
2004	-63	5	-151	17	-192
2005	-62	-19	-132	-16	-229
2006	-62	-7	-160	-29	-258
2007	-17	24	-186	15	-164
2008	22	-30	-136	-53	-197
2009	-3	119	-12	136	240
2010	15	20	-85	60	10
2011	-154	87	-188	-12	-267
2012	-185	-35	-150	13	-357
2013	-106	20	-99	20	-165
2014	20	104	.	.	124



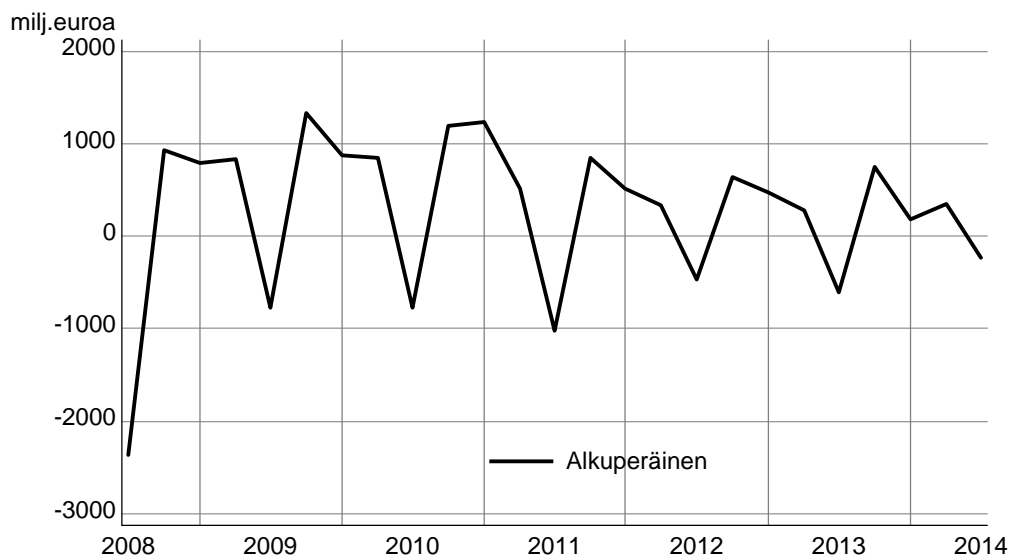
Vuosi	Alkuperäinen sarja				Yht
	N1	N2	N3	N4	
1995	254	29	720	-10	993
1996	238	-648	18	64	-328
1997	225	77	-67	141	376
1998	65	420	229	191	905
1999	-31	-106	27	-3	-113
2000	348	144	422	120	1034
2001	1246	-329	696	-1242	371
2002	446	-139	848	-550	605
2003	530	184	154	-261	607
2004	281	88	416	121	906
2005	1530	150	621	400	2701
2006	1701	-586	400	550	2065
2007	1657	275	82	396	2410
2008	1047	-53	1017	-699	1312
2009	341	-1168	530	-2529	-2826
2010	371	215	602	-1708	-520
2011	1456	507	109	362	2434
2012	1131	93	-62	-834	328
2013	360	-456	831	-400	335
2014	504	-73	.	.	431



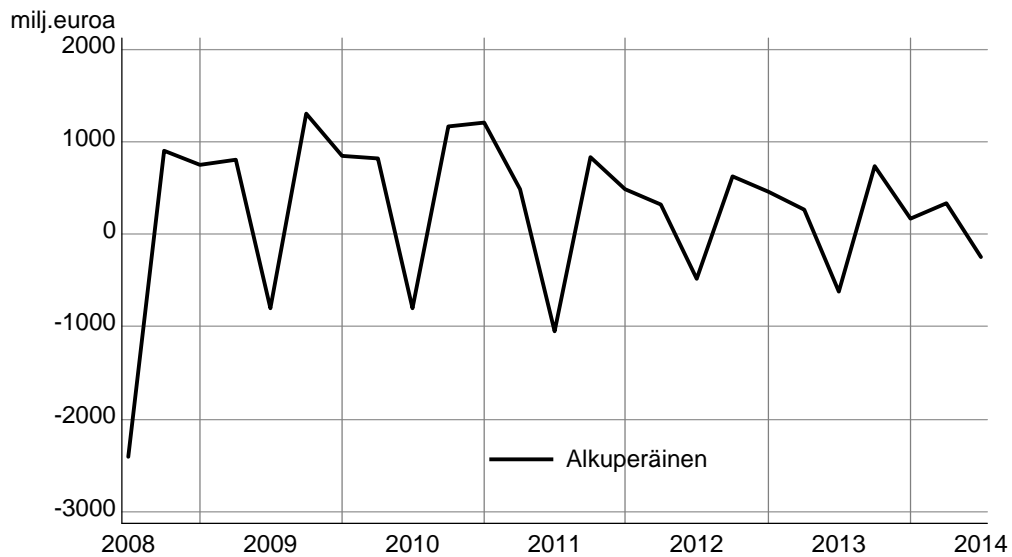
Vuosi	Alkuperäinen sarja				Yht
	N1	N2	N3	N4	
1995	-593	-89	-380	393	-669
1996	-272	84	-563	-166	-917
1997	-121	-256	-285	51	-611
1998	-212	-104	-321	-160	-797
1999	493	137	-507	-746	-623
2000	223	229	-995	-388	-931
2001	-233	584	-583	271	39
2002	370	274	-991	293	-54
2003	505	-356	-278	522	393
2004	-181	317	49	-33	152
2005	-120	845	-325	-129	271
2006	-215	534	-567	944	696
2007	295	-86	-737	557	29
2008	133	-22	-661	491	-59
2009	246	164	-274	-227	-91
2010	852	-418	-301	-162	-29
2011	731	160	-293	-598	0
2012	510	280	-811	-438	-459
2013	309	-359	-691	-235	-976
2014	916	-5	.	.	911



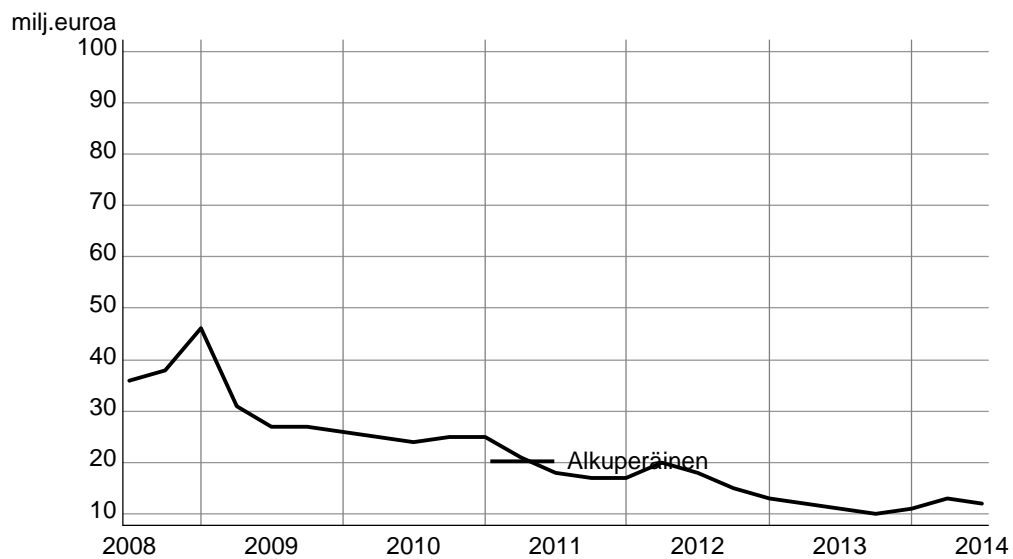
Vuosi	Alkuperäinen sarja				Yht
	N1	N2	N3	N4	
1995	-918	-980	-572	-411	-2881
1996	-554	-833	-441	-475	-2303
1997	-538	-671	-266	-182	-1657
1998	-725	-974	-386	-237	-2322
1999	-451	-373	-226	-221	-1271
2000	-125	-562	-106	-56	-849
2001	140	-463	153	112	-58
2002	1226	-365	77	-465	473
2003	613	-1204	17	-327	-901
2004	638	-1064	761	765	1100
2005	730	-1768	944	748	654
2006	846	-1271	1017	967	1559
2007	579	-1936	1007	826	476
2008	841	-2364	938	801	216
2009	835	-770	1332	871	2268
2010	846	-776	1195	1234	2499
2011	512	-1027	854	512	851
2012	337	-461	644	471	991
2013	276	-611	754	188	607
2014	344	-235	.	.	109



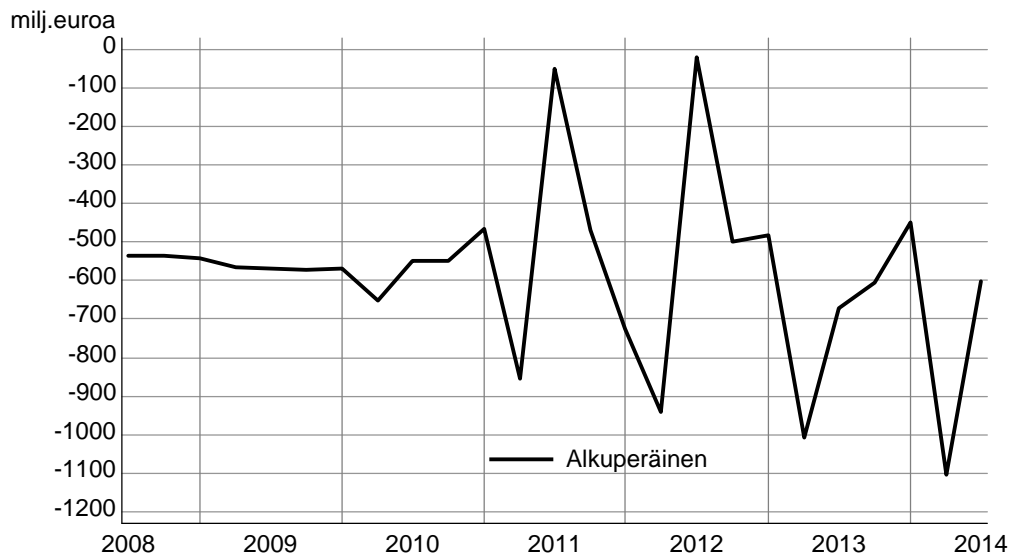
Vuosi	Alkuperäinen sarja				Yht
	N1	N2	N3	N4	
1995	-921	-984	-576	-414	-2895
1996	-574	-852	-459	-495	-2380
1997	-575	-706	-300	-215	-1796
1998	-793	-1041	-454	-307	-2595
1999	-537	-459	-314	-313	-1623
2000	-222	-664	-221	-185	-1292
2001	24	-579	36	-4	-523
2002	1127	-465	-20	-559	83
2003	517	-1291	-54	-385	-1213
2004	550	-1136	702	712	828
2005	667	-1832	881	683	399
2006	797	-1321	967	914	1357
2007	543	-1971	969	780	321
2008	810	-2400	900	755	65
2009	804	-797	1305	845	2157
2010	821	-800	1170	1209	2400
2011	491	-1045	837	495	778
2012	317	-479	629	458	925
2013	264	-622	744	177	563
2014	331	-247	.	.	84



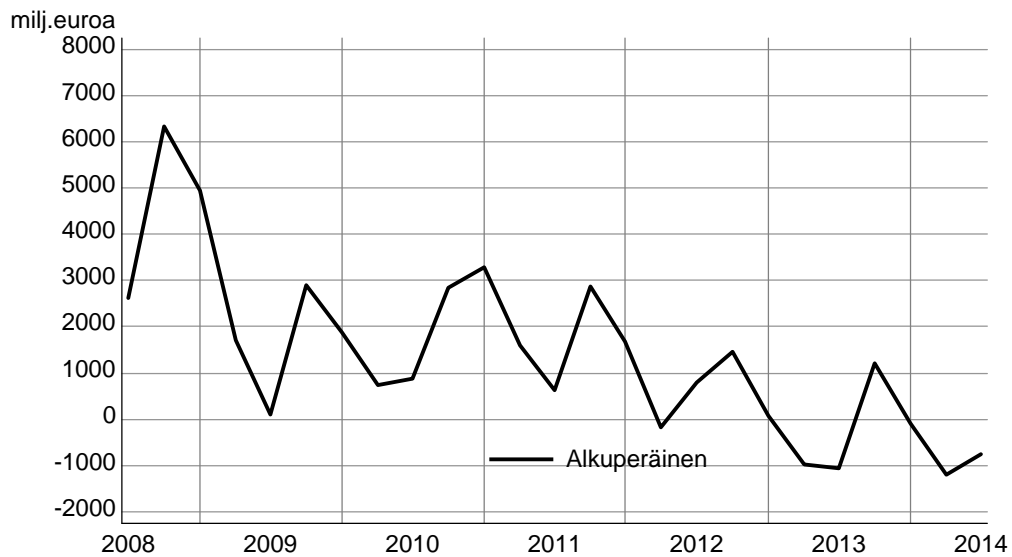
Vuosi	Alkuperäinen sarja				Yht
	N1	N2	N3	N4	
1995	3	4	4	3	14
1996	20	19	18	20	77
1997	37	35	34	33	139
1998	68	67	68	70	273
1999	86	86	88	92	352
2000	97	102	115	129	443
2001	116	116	117	116	465
2002	99	100	97	94	390
2003	96	87	71	58	312
2004	88	72	59	53	272
2005	63	64	63	65	255
2006	49	50	50	53	202
2007	36	35	38	46	155
2008	31	36	38	46	151
2009	31	27	27	26	111
2010	25	24	25	25	99
2011	21	18	17	17	73
2012	20	18	15	13	66
2013	12	11	10	11	44
2014	13	12	.	.	25



Vuosi	Alkuperäinen sarja				Yht
	N1	N2	N3	N4	
1995	-170	-169	-169	-169	-677
1996	-272	-283	-283	-283	-1121
1997	-296	-294	-294	-294	-1178
1998	-332	-339	-339	-339	-1349
1999	-376	-373	-373	-373	-1495
2000	-374	-372	-372	-373	-1491
2001	-385	-384	-384	-382	-1535
2002	-385	-379	-379	-384	-1527
2003	-426	-429	-429	-434	-1718
2004	-418	-414	-414	-416	-1662
2005	-466	-467	-467	-469	-1869
2006	-482	-484	-484	-488	-1938
2007	-481	-480	-480	-485	-1926
2008	-525	-534	-534	-541	-2134
2009	-564	-570	-571	-568	-2273
2010	-651	-548	-548	-465	-2212
2011	-854	-51	-468	-726	-2099
2012	-942	-21	-499	-482	-1944
2013	-1009	-672	-604	-450	-2735
2014	-1104	-602	.	.	-1706



Vuosi	Alkuperäinen sarja				Yht
	N1	N2	N3	N4	
1995	-89	1092	1678	2708	5389
1996	373	951	1387	2371	5082
1997	1030	1768	2857	3970	9625
1998	1943	2611	3635	4371	12560
1999	2908	3609	4025	4517	15059
2000	3834	3903	5223	5745	18705
2001	5238	4551	5570	5203	20562
2002	5190	4352	5005	4864	19411
2003	3907	2596	4327	4381	15211
2004	3930	2945	5415	5996	18286
2005	4293	1956	5285	5437	16971
2006	4505	2589	5418	6040	18552
2007	4811	3555	6852	7503	22721
2008	5044	2616	6339	4940	18939
2009	1699	112	2895	1871	6577
2010	735	883	2848	3300	7766
2011	1586	633	2879	1680	6778
2012	-168	797	1447	65	2141
2013	-993	-1057	1216	-83	-917
2014	-1206	-767	.	.	-1973



Vuosi	Alkuperäinen sarja				Yht
	N1	N2	N3	N4	
1995	558	1026	849	1333	3766
1996	509	1105	981	1087	3682
1997	738	1115	1823	1726	5402
1998	1338	1138	1624	1863	5963
1999	1282	2095	2423	2898	8698
2000	2109	1752	3265	3175	10301
2001	2691	2310	2872	3887	11760
2002	3544	2553	2993	3153	12243
2003	2075	1273	2091	1916	7355
2004	2770	639	2535	3444	9388
2005	2010	-1046	2212	2253	5429
2006	1674	560	2782	1953	6969
2007	1268	87	3789	2537	7681
2008	1774	-518	2093	1975	5324
2009	387	-512	1090	2832	3797
2010	-279	-219	565	2779	2846
2011	-694	-1657	520	-884	-2715
2012	-2035	-1155	138	-571	-3623
2013	-1334	-1344	-438	-774	-3890
2014	-1689	-1460	.	.	-3149

