

Postal address:

FIN - 00022 STATISTICS FINLAND

telephone: +358 29 551 1000

telefax: +358 9 1734 3429

Inquiries:

Samu Hakala +358 29 551 3756,

Veli-Pekka Karvinen +358 29 551 2667,

e-mail: kansantalous.suhdanteet@stat.fi

QUARTERLY NATIONAL ACCOUNTS

4th quarter 2016

TIME SERIES

**GROSS DOMESTIC PRODUCT AND
EXPENDITURE, 1 000 000 EUR, at reference
year 2010 prices; not additive**

Page

4	Gross Domestic Product
5	Imports of goods and services
6	Imports of goods
7	Imports of services
8	Total supply
9	Exports of goods and services
10	Exports of goods
11	Exports of services
12	Government consumption expenditure
13	Private consumption expenditure
14	Consumption expenditure of households
15	Durable goods
16	Semi-durable goods
17	Non-durable goods
18	Services
19	Consumption expenditure of non-profit institutions
20	Total consumption expenditure
21	Buildings and civil engineering
22	Buildings
23	Dwellings
24	Non-residential buildings
25	Civil engineering
26	Machinery and equipment
27	Other gross fixed capital formation
28	Total gross fixed capital formation
29	Government gross fixed capital formation
30	Private gross fixed capital formation
31	Total demand
32	Domestic demand

**GROSS DOMESTIC PRODUCT AND
EXPENDITURE
1 000 000 EUR, current prices**

Page

62	Gross Domestic Product
63	Imports of goods and services
64	Imports of goods
65	Imports of services
66	Total supply
67	Exports of goods and services
68	Exports of goods
69	Exports of services
70	Government consumption expenditure
71	Private consumption expenditure
72	Consumption expenditure of households
73	Durable goods
74	Semi-durable goods
75	Non-durable goods
76	Services
77	Expenditure on tourism, net
78	Consumption expenditure of non-profit institutions
79	Total consumption expenditure
80	Buildings and civil engineering
81	Buildings
82	Dwellings
83	Non-residential buildings
84	Civil engineering
85	Machinery and equipment
86	Other gross fixed capital formation
87	Total gross fixed capital formation
88	Government gross fixed capital formation
89	Private gross fixed capital formation
90	Changes in inventories
91	Statistical discrepancy
92	Total demand
93	Domestic demand

VALUE ADDED at basic prices by industry
1 000 000 EUR, at reference
year 2010 prices; not additive

Page	
33	A_T Value added, total
34	01 Agriculture and hunting
35	02 Forestry
36	B_E Manufacturing, mining and quarrying and other industry
37	C Manufacturing
38	16_17 Manufacture of wood and paper products
39	19_22 Manufacture of chemicals and chemical products
40	24_25+28_30+33 Manufacture of metal products and machinery excl. electrical/electronic products
41	26_27 Manufacture of electronic products and electrical equipment
42	D_E Electricity and water supply; waste management
43	F Construction
44	G_I Trade; transportation and storage; accommodation and food services
45	G Trade
46	H Transportation and storage
47	J Information and communication
48	K Financial and insurance activities
49	L Real estate activities
50	M_N Professional, scientific, technical, administration and support service activities
51	O_Q Public administration, defence, education, human health and social work activities
52	R_T Other services
53	A Agriculture, forestry and fishing
54	B_F Secondary production
55	G_T Services
56	Taxes less subsidies on products
57	Taxes on products
58	Subsidies on products

VALUE ADDED at basic prices by industry
1 000 000 EUR, current prices

Page	
94	A_T Value added, total
95	01 Agriculture and hunting
96	02 Forestry
97	B_E Manufacturing, mining and quarrying and other industry
98	C Manufacturing
99	16_17 Manufacture of wood and paper products
100	19_22 Manufacture of chemicals and chemical products
101	24_25+28_30+33 Manufacture of metal products and machinery excl. electrical/electronic products
102	26_27 Manufacture of electronic products and electrical equipment
103	D_E Electricity and water supply; waste management
104	F Construction
105	G_I Trade; transportation and storage; accommodation and food services
106	G Trade
107	H Transportation and storage
108	J Information and communication
109	K Financial and insurance activities
110	L Real estate activities
111	M_N Professional, scientific, technical, administration and support service activities
112	O_Q Public administration, defence, education, human health and social work activities
113	R_T Other services
114	A Agriculture, forestry and fishing
115	B_F Secondary production
116	G_T Services
117	General government services
118	Private services
119	Taxes less subsidies on products
120	Taxes on products
121	Subsidies on products

**NATIONAL INCOME, 1 000 000 EUR,
at reference year 2010 prices;
not additive**

Page

59	Gross national income (GNI)
60	Consumption of fixed capital
61	Net national income

POPULATION AND EMPLOYMENT

Page

137	Population (100 persons)
138	Employed total (100 persons)
139	Total hours worked (100 000)

**NATIONAL INCOME, 1 000 000 EUR
current prices**

Page

122	Wages and salaries
123	Employers' social contributions
124	Operating surplus / mixed income
125	Operating surplus and mixed income, gross
126	Consumption of fixed capital
127	Taxes on production and imports less subsidies
128	Balance of primary incomes from the rest of the world, net
129	Property income and taxes on production and imports from the rest of the world, net
130	Wages and salaries from the rest of the world, net
131	Gross national income (GNI)
132	Net national income
133	Current transfers from the rest of the world, net
134	Disposable income, net
135	Net saving
136	Net lending

Next update:

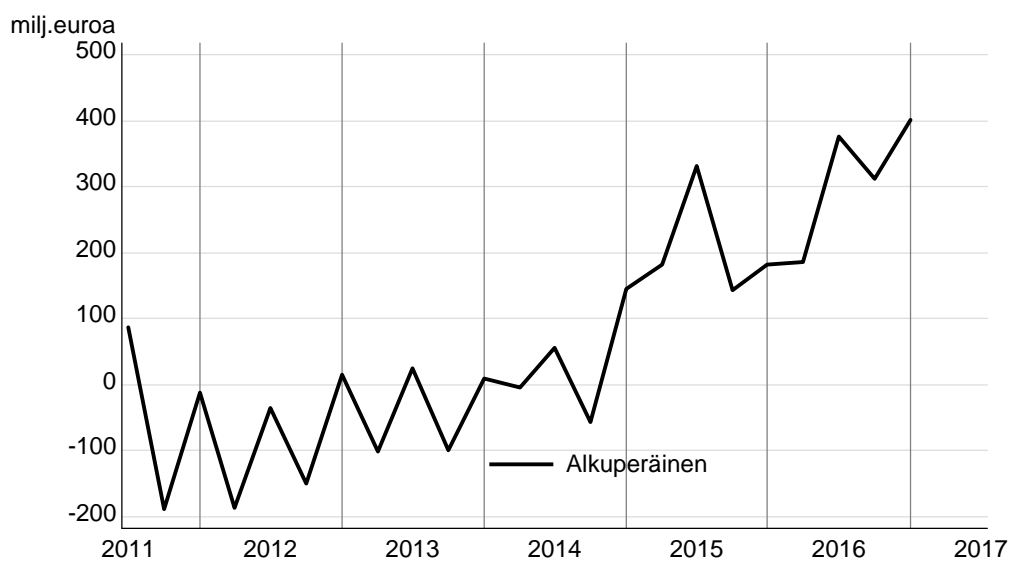
Available without charge
on Statistics Finland: web
<http://tilastokeskus.fi/til/ntp/tup.html>

1st quarter 2017

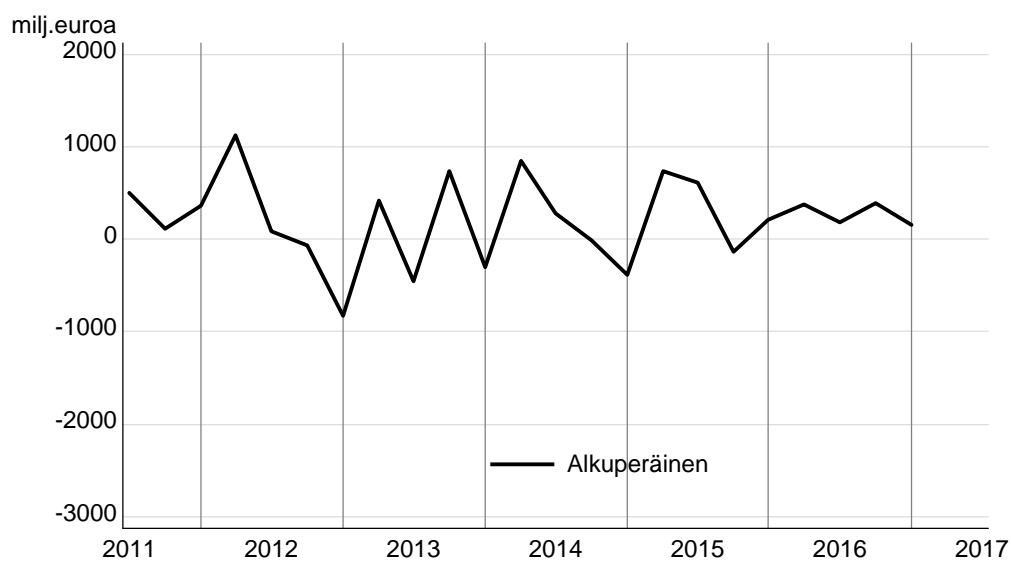
1.6.2017

Product number 60145 pdf-file

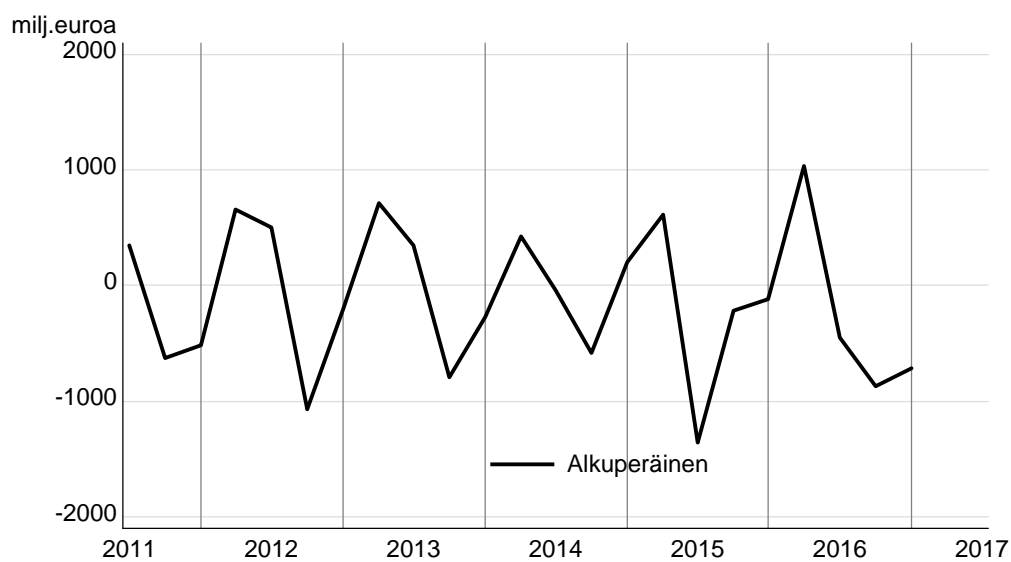
Vuosi	Alkuperäinen sarja				Yht
	N1	N2	N3	N4	
1997	-52	-86	-153	-65	-356
1998	-15	-67	-153	-45	-280
1999	8	-47	-208	-54	-301
2000	-38	-53	-229	-53	-373
2001	-84	-45	-216	-74	-419
2002	-101	-70	-150	-27	-348
2003	-44	-39	-162	-16	-261
2004	-63	5	-151	17	-192
2005	-62	-19	-132	-16	-229
2006	-62	-7	-160	-29	-258
2007	-17	24	-186	15	-164
2008	22	-30	-136	-53	-197
2009	-3	119	-12	136	240
2010	15	20	-85	60	10
2011	-154	87	-188	-12	-267
2012	-186	-36	-150	15	-357
2013	-101	25	-99	10	-165
2014	-5	55	-56	145	139
2015	181	331	143	181	836
2016	186	375	312	401	1274



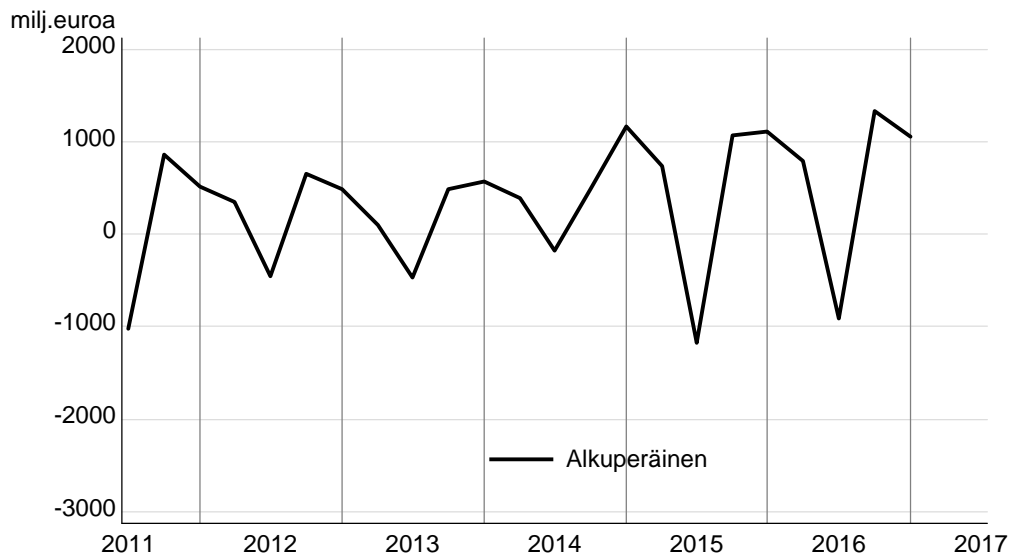
Vuosi	Alkuperäinen sarja				Yht
	N1	N2	N3	N4	
1997	225	77	-67	141	376
1998	65	420	229	191	905
1999	-31	-106	27	-3	-113
2000	348	144	422	120	1034
2001	1246	-329	696	-1242	371
2002	446	-139	848	-550	605
2003	530	184	154	-261	607
2004	281	88	416	121	906
2005	1530	150	621	400	2701
2006	1701	-586	400	550	2065
2007	1657	275	82	396	2410
2008	1047	-53	1017	-699	1312
2009	341	-1168	530	-2529	-2826
2010	371	215	602	-1708	-520
2011	1456	507	109	362	2434
2012	1131	93	-62	-834	328
2013	414	-453	734	-297	398
2014	856	282	-16	-379	743
2015	744	609	-131	210	1432
2016	377	188	396	155	1116



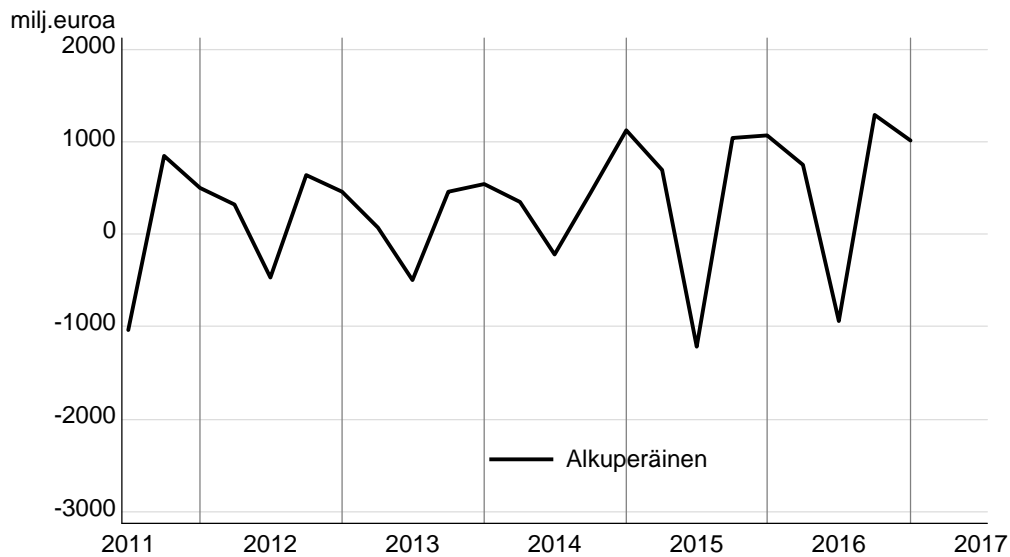
Vuosi	Alkuperäinen sarja				Yht
	N1	N2	N3	N4	
1997	-44	-94	-566	93	-611
1998	-132	22	-600	-87	-797
1999	527	294	-827	-617	-623
2000	294	415	-1357	-283	-931
2001	-174	786	-963	390	39
2002	439	472	-1381	416	-54
2003	588	-174	-642	621	393
2004	-125	496	-307	88	152
2005	-47	1024	-670	-36	271
2006	-166	655	-782	989	696
2007	336	67	-1044	670	29
2008	169	128	-899	543	-59
2009	304	325	-589	-131	-91
2010	924	-255	-612	-57	0
2011	804	347	-633	-518	0
2012	659	499	-1070	-209	-121
2013	716	348	-794	-270	0
2014	422	-43	-586	207	0
2015	613	-1357	-222	-113	-1079
2016	1036	-450	-866	-720	-1000



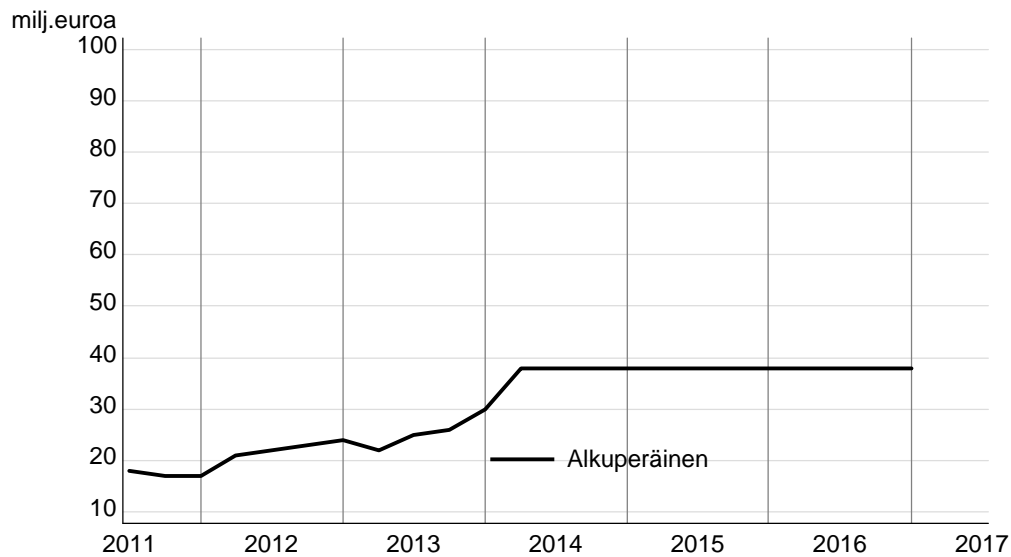
Vuosi	Alkuperäinen sarja				Yht
	N1	N2	N3	N4	
1997	-538	-671	-266	-182	-1657
1998	-725	-974	-386	-237	-2322
1999	-451	-373	-226	-221	-1271
2000	-125	-562	-106	-56	-849
2001	140	-463	153	112	-58
2002	1226	-365	77	-496	442
2003	615	-1203	17	-327	-898
2004	641	-1060	765	769	1115
2005	738	-1760	953	757	688
2006	860	-1256	1034	986	1624
2007	605	-1908	1037	855	589
2008	879	-2327	977	833	362
2009	856	-758	1342	881	2321
2010	855	-767	1204	1243	2535
2011	520	-1017	866	523	892
2012	347	-451	659	488	1043
2013	102	-464	487	571	696
2014	395	-173	483	1163	1868
2015	739	-1173	1076	1112	1754
2016	791	-905	1328	1057	2271



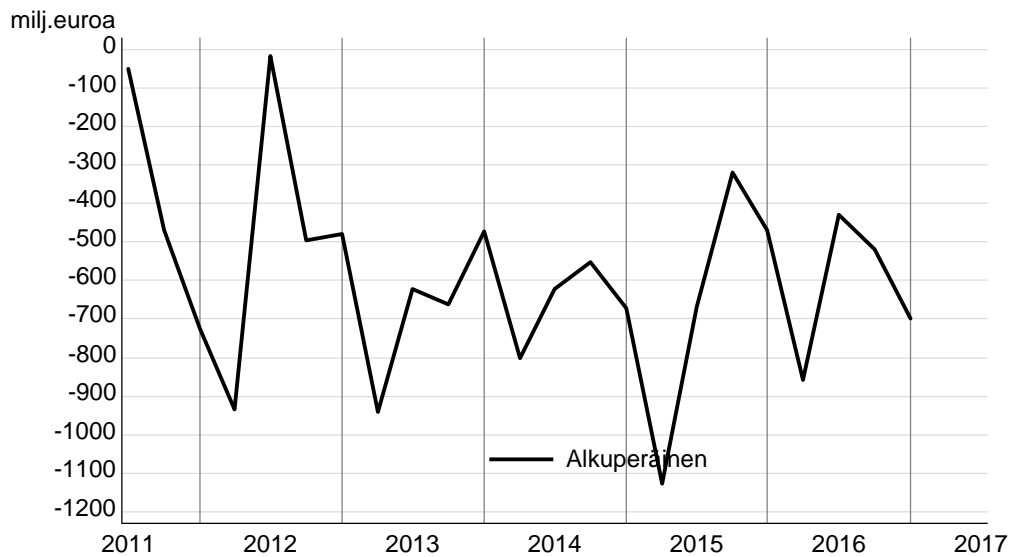
Vuosi	Alkuperäinen sarja				Yht
	N1	N2	N3	N4	
1997	-575	-706	-300	-215	-1796
1998	-793	-1041	-454	-307	-2595
1999	-537	-459	-314	-313	-1623
2000	-222	-664	-221	-185	-1292
2001	24	-579	36	-4	-523
2002	1127	-465	-20	-590	52
2003	519	-1290	-54	-385	-1210
2004	553	-1132	706	716	843
2005	675	-1824	890	692	433
2006	811	-1306	984	933	1422
2007	569	-1943	999	809	434
2008	848	-2363	939	787	211
2009	825	-785	1315	855	2210
2010	830	-791	1179	1218	2436
2011	499	-1035	849	506	819
2012	326	-473	636	464	953
2013	80	-489	461	541	593
2014	357	-211	445	1125	1716
2015	701	-1211	1038	1074	1602
2016	753	-943	1290	1019	2119



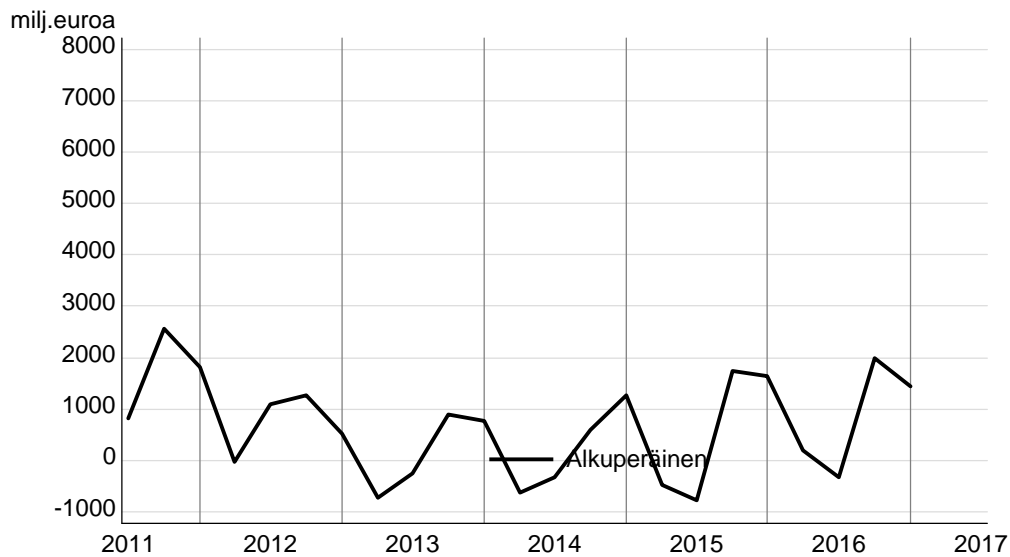
Vuosi	Alkuperäinen sarja				Yht
	N1	N2	N3	N4	
1997	37	35	34	33	139
1998	68	67	68	70	273
1999	86	86	88	92	352
2000	97	102	115	129	443
2001	116	116	117	116	465
2002	99	100	97	94	390
2003	96	87	71	58	312
2004	88	72	59	53	272
2005	63	64	63	65	255
2006	49	50	50	53	202
2007	36	35	38	46	155
2008	31	36	38	46	151
2009	31	27	27	26	111
2010	25	24	25	25	99
2011	21	18	17	17	73
2012	21	22	23	24	90
2013	22	25	26	30	103
2014	38	38	38	38	152
2015	38	38	38	38	152
2016	38	38	38	38	152



Vuosi	Alkuperäinen sarja				Yht
	N1	N2	N3	N4	
1997	-296	-294	-294	-294	-1178
1998	-332	-339	-339	-339	-1349
1999	-376	-373	-373	-373	-1495
2000	-374	-372	-372	-373	-1491
2001	-385	-384	-384	-382	-1535
2002	-385	-379	-379	-384	-1527
2003	-426	-429	-429	-434	-1718
2004	-418	-414	-414	-416	-1662
2005	-466	-467	-467	-469	-1869
2006	-482	-484	-484	-488	-1938
2007	-481	-480	-480	-485	-1926
2008	-525	-534	-534	-541	-2134
2009	-564	-570	-571	-568	-2273
2010	-651	-548	-548	-465	-2212
2011	-854	-51	-468	-726	-2099
2012	-936	-17	-495	-479	-1927
2013	-941	-623	-662	-472	-2698
2014	-802	-621	-551	-672	-2646
2015	-1128	-667	-320	-470	-2585
2016	-857	-428	-518	-698	-2501



Vuosi	Alkuperäinen sarja				Yht
	N1	N2	N3	N4	
1997	1107	1930	2576	4012	9625
1998	2023	2737	3356	4444	12560
1999	2942	3766	3705	4646	15059
2000	3905	4089	4861	5850	18705
2001	5297	4753	5190	5322	20562
2002	5259	4550	4615	4956	19380
2003	3992	2779	3963	4480	15214
2004	3989	3128	5063	6121	18301
2005	4374	2143	4949	5539	17005
2006	4568	2725	5220	6104	18617
2007	4878	3736	6575	7645	22834
2008	5118	2804	6140	5023	19085
2009	1777	285	2589	1979	6630
2010	820	1059	2545	3407	7831
2011	1651	813	2551	1804	6819
2012	-27	1092	1277	511	2853
2013	-741	-251	902	774	684
2014	-639	-321	590	1277	907
2015	-479	-793	1742	1641	2111
2016	198	-339	1980	1446	3285



Vuosi	Alkuperäinen sarja				Yht
	N1	N2	N3	N4	
1997	738	1115	1823	1726	5402
1998	1338	1138	1624	1863	5963
1999	1282	2095	2423	2898	8698
2000	2109	1752	3265	3175	10301
2001	2691	2310	2872	3887	11760
2002	3543	2554	2993	3122	12212
2003	2077	1274	2091	1916	7358
2004	2773	643	2539	3448	9403
2005	2018	-1038	2221	2262	5463
2006	1688	575	2799	1972	7034
2007	1294	115	3819	2566	7794
2008	1811	-480	2132	2007	5470
2009	408	-500	1100	2842	3850
2010	-270	-210	574	2788	2882
2011	-686	-1647	532	-873	-2674
2012	-2019	-1141	157	-551	-3554
2013	-1474	-1306	-528	-263	-3571
2014	-1120	-1404	-243	262	-2505
2015	-1134	-999	732	28	-1373
2016	-757	-1846	359	-485	-2729

