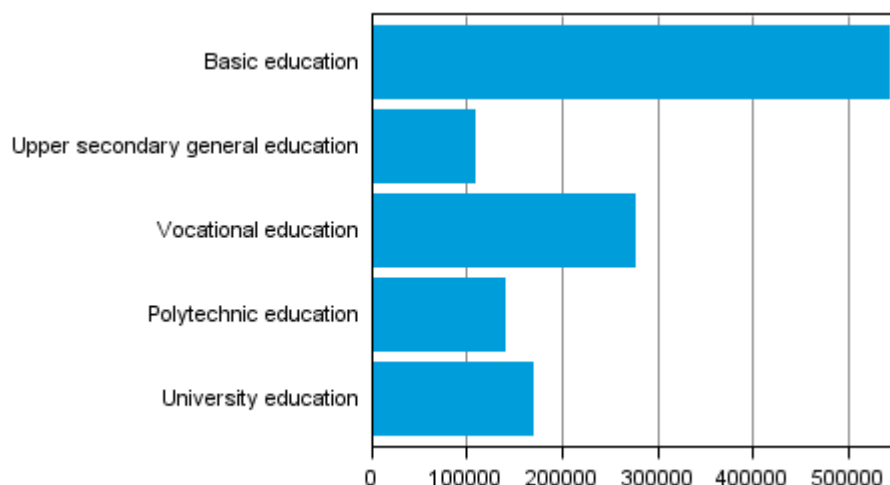


Students and qualifications of educational institutions 2012

Number of students in Finland 1.2 million in 2012

According to the data of Statistics Finland's education statistics, there were 1.2 million pupils and students in Finland in 2012. Of them, 542,100 were studying the comprehensive school curriculum. In post-basic level education the highest number of students was found in vocational education. There were most foreign-language speaking students, whose native language was not Finnish, Swedish or Sami, in Southern Finland. Most commonly, the native language of foreign-language speaking students was Russian or Estonian. Foreign students' nationality was most often Russian, Estonian or Chinese.

Students in education leading to a qualification or degree by sector of education¹⁾ in 2012

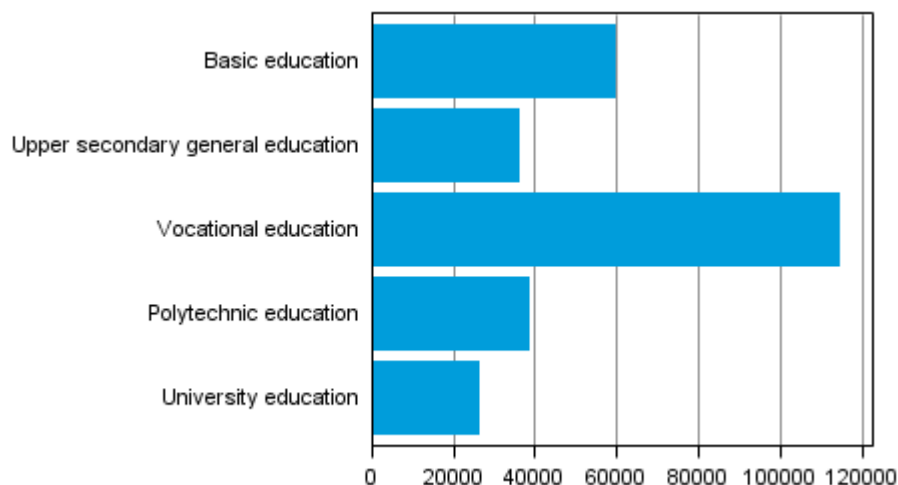


1) Basic education includes pupils in pre-primary, basic and additional education.

Altogether, 542,100 students participated in basic education, of which 2,500 completed the full comprehensive school syllabus outside comprehensive school. A total of 692,800 students attended post-basic level education leading to qualification. There were 107,400 upper secondary school students. There were 276,500 students in vocational education, of which 220,900 studied in educational institutions and 55,600 were in apprenticeship training (also see Appendix table 2). There were 139,900 polytechnic

students and 169,000 university students. Of students in post-basic level education, 24,000 studied in more than one type of education.

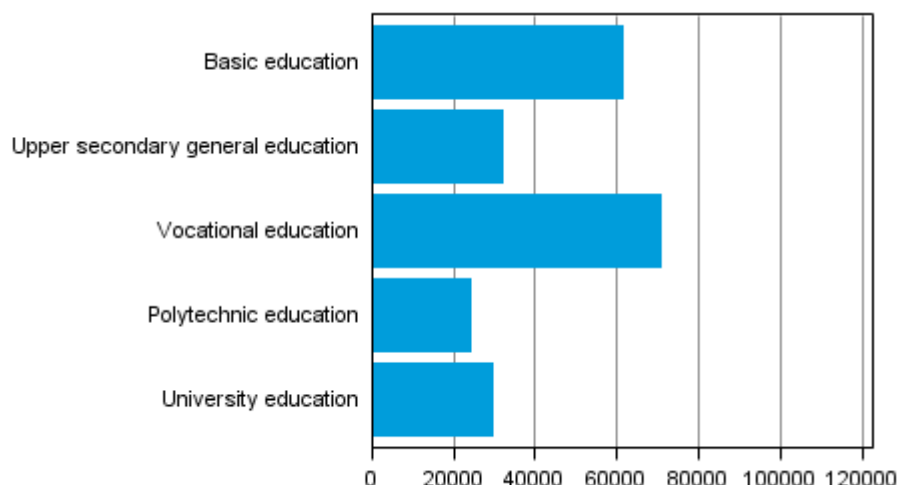
New students in education leading to a qualification or degree by sector of education¹⁾ in 2012



1) Basic education includes all pupils attending the first grade of comprehensive school.

In 2012, 59,100 pupils began basic level education in the first grade. In upper secondary education, 36,000 students began studying in upper secondary general education and 114,000 students in vocational education. Of the new students in vocational education, 93,100 started studying at educational institutions and 20,900 in apprenticeship training. There were 38,300 new students in polytechnic education and 26,000 new students in university education.

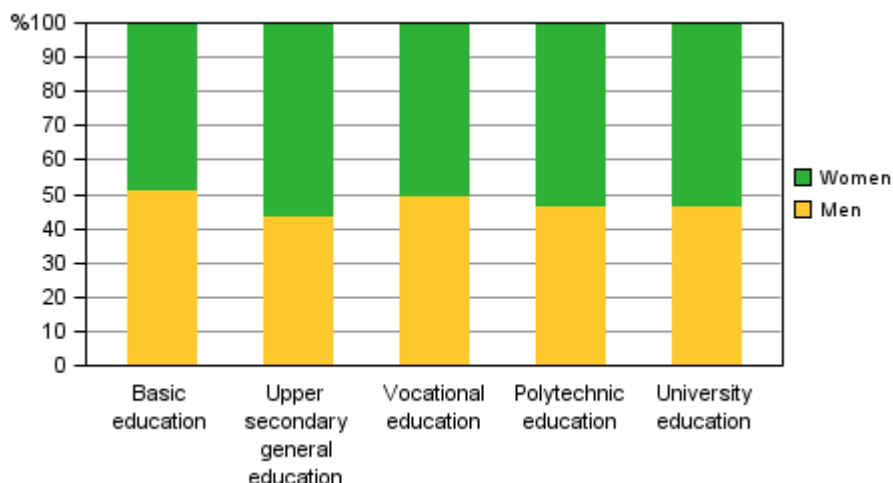
Completers of qualifications by sector of education¹⁾ in 2012



1) Basic education includes pupils that received a school-leaving certificate from comprehensive school.

In 2012, a total of 61,200 pupils completed the full comprehensive school syllabus. Altogether, 32,000 matriculation examinations or other upper secondary general school examinations, and 70,800 qualifications in vocational education were completed. A total of 57,800 qualifications in vocational education were completed in educational institutions and 13,000 were completed in apprenticeship training (also see Appendix table 3). A total of 23,900 lower and higher polytechnic degrees and 29,400 university degrees were completed.

Students in education leading to a qualification or degree by sector of education¹⁾ and gender in 2012



1) The basic education data include students in pre-primary, basic and post-basic education in comprehensive schools

In 2012, the share of women among all students was 51 per cent. The share of girls in comprehensive school was 49 per cent. Of students in upper secondary general school, 57 per cent were women and in vocational education, 51 per cent were women. Among polytechnic and university students, the share of women was 54 per cent.

Contents

Tables

Appendix Tables

Appendix table 1. Students and qualifications and degrees completed in education leading to a qualification or degree by sector of education and gender in 2012.....	5
Appendix table 2. Students in vocational education by form of education in 2012.....	5
Appendix table 3. Qualifications from vocational education in 2012.....	5
Appendix table 4. The population of Finland and students in post-comprehensive education by sector of education and age group in 2012.....	6
Appendix table 5. Foreign-language speaking students and foreign students by Regional State Administrative Agency and sector of education in 2012.....	7

Appendix Tables

Appendix table 1. Students and qualifications and degrees completed in education leading to a qualification or degree by sector of education and gender in 2012¹⁾

Sector of education	New students	New students, women (%)	Students	Students, women (%)	Persons that completed a qualification	Persons that completed a qualification, women (%)
Pre-primary, basic and additional education in comprehensive schools	59 115	49	539 545	49	61 170	49
Adults in basic and additional education in comprehensive education	2 530	47
Upper secondary general education	35 959	57	107 412	57	32 002	58
Vocational education	114 023	51	276 471	51	70 803	53
Polytechnic education	38 300	57	139 876	54	23 914	63
University education	26 032	56	169 041	54	29 357	60
Total	273 429	53	1 234 875	51	217 246	54

1) Does not include new students and qualifications of adults in basic and additional education in comprehensive education. Includes new students, students and degrees in university education and postgraduate education.

Appendix table 2. Students in vocational education by form of education in 2012

Type of vocational education	Educational institution-based education	Educational institution-based education, women (%)	Apprenticeship training	Apprenticeship training, women (%)	Total	Total, women (%)
Curriculum-based basic vocational education	132 554	47	399	44	132 953	47
Preparatory initial vocational education for a skills examination	44 565	58	19 407	54	63 972	57
Preparatory education for further vocational qualifications	36 558	53	18 787	52	55 345	53
Preparatory education for a specialist vocational qualification	7 240	48	16 961	53	24 201	52
Total	220 917	50	55 554	53	276 471	51

Appendix table 3. Qualifications from vocational education in 2012

Type of vocational education	Educational institution-based education	Educational institution-based education, women (%)	Apprenticeship training	Apprenticeship training, women (%)	Total	Total, women (%)
Curriculum-based basic vocational education	36 532	48	127	31	36 659	48
Preparatory initial vocational education for a skills examination	10 193	59	3 963	55	14 156	58
Preparatory education for further vocational qualifications	9 591	62	5 021	56	14 612	60
Preparatory education for a specialist vocational qualification	1 448	50	3 928	55	5 376	54
Total	57 764	52	13 039	55	70 803	53

Appendix table 4. The population of Finland and students in post-comprehensive education by sector of education and age group in 2012¹⁾

Age	Population	Upper secondary general education	Vocational education	Polytechnic education	University education
-15	952 010	371	61	-	-
16-20	328 854	101 923	108 311	17 985	13 988
21-25	335 657	2 663	43 499	64 622	57 150
26-30	348 247	976	29 084	24 235	41 104
31-35	342 053	453	23 104	12 372	22 933
36-40	322 075	255	19 672	7 712	12 330
41-45	339 678	172	18 365	5 664	7 619
46-50	375 395	165	16 904	4 543	5 904
51-55	370 704	129	11 641	2 114	3 974
56-60	381 799	104	4 925	551	2 329
60-	1 188 640	199	848	78	1 710

1) In the table, population size by age group in 2012 is compared with the number of students data in 2012 received from educational institutions. The numbers of students include persons who do not belong to the population of Finland. More information about the population of Finland is available on the home page of Population Statistics (http://www.tilastokeskus.fi/til/vaerak/index_en.html).

Appendix table 5. Foreign-language speaking students and foreign students by Regional State Administrative Agency and sector of education in 2012¹⁾

Regional State Administrative Agency	Sector of education	Total students	Share of foreign-language speakers (%)	Share of foreign citizens (%)
Southern Finland AVI	Pre-primary, basic and additional education in comprehensive schools	218 756	7	..
	Upper secondary general education	47 758	6	2
	Vocational education	107 720	7	4
	Polytechnic education	57 764	11	9
	University education	64 806	8	7
Southwestern Finland AVI	Pre-primary, basic and additional education in comprehensive schools	66 411	4	..
	Upper secondary general education	12 891	4	2
	Vocational education	34 889	5	3
	Polytechnic education	17 467	4	3
	University education	23 429	4	6
Eastern Finland AVI	Pre-primary, basic and additional education in comprehensive schools	53 573	2	..
	Upper secondary general education	10 642	2	1
	Vocational education	30 260	3	2
	Polytechnic education	15 525	6	5
	University education	15 260	3	5
Western and Inland Finland AVI	Pre-primary, basic and additional education in comprehensive schools	123 709	3	..
	Upper secondary general education	22 611	3	1
	Vocational education	63 922	4	3
	Polytechnic education	30 676	8	7
	University education	45 663	4	5
Northern Finland AVI	Pre-primary, basic and additional education in comprehensive schools	56 954	2	..
	Upper secondary general education	9 541	2	1
	Vocational education	27 266	2	2
	Polytechnic education	11 551	4	4
	University education	15 191	3	5
Lapland AVI	Pre-primary, basic and additional education in comprehensive schools	17 329	2	..
	Upper secondary general education	3 441	2	2
	Vocational education	11 491	3	2
	Polytechnic education	6 295	8	7
	University education	4 687	1	3
State Department of Åland	Pre-primary, basic and additional education in comprehensive schools	2 813	5	..
	Upper secondary general education	461	2	2
	Vocational education	923	3	6
	Polytechnic education	598	7	28

1) The Regional State Administrative Agency for pre-primary, basic and post-basic education in comprehensive schools is determined based on the municipality in which the educational institution is located. For post-comprehensive education, the region data are based on the Regional State Administrative Agency of the municipality in which the education takes place. Does not include education arranged outside Finland. No nationality information is available for students in pre-primary, basic and post-basic education in comprehensive schools.

Inquiries

Suvi Vainio 09 1734 2915

Director in charge:

Riitta Harala

koulutustilastot@stat.fi

www.stat.fi

Source: Education. Statistics Finland