

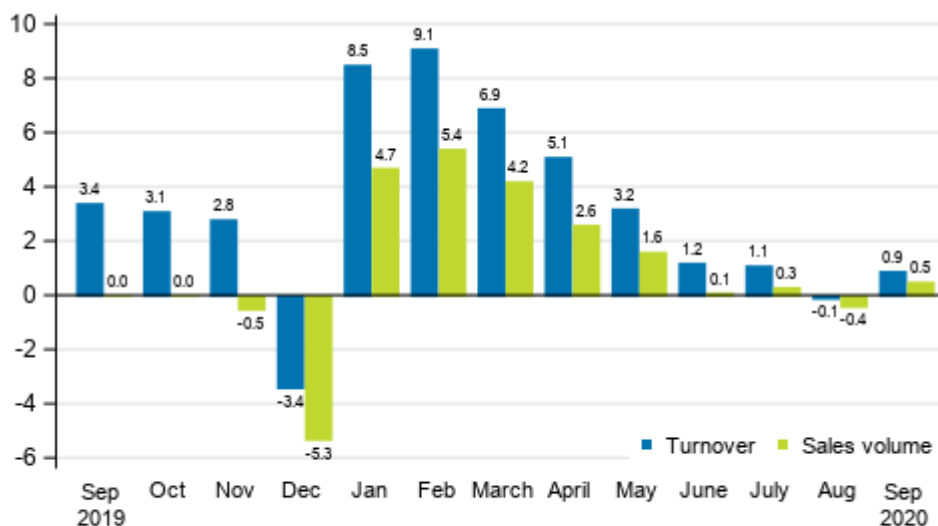
Index of turnover of construction

2020, September

Turnover of construction enterprises grew by 0.9 per cent in September

The working day adjusted turnover of construction enterprises grew by 0.9 per cent in September compared to the previous year. The volume of sales, from which the impact of prices has been eliminated, increased by 0.5 per cent from the previous year. Turnover and sales volume fell in the industries of building construction and specialised construction activities, but good development in civil engineering pushed the turnover and sales volume of the entire construction industry up.

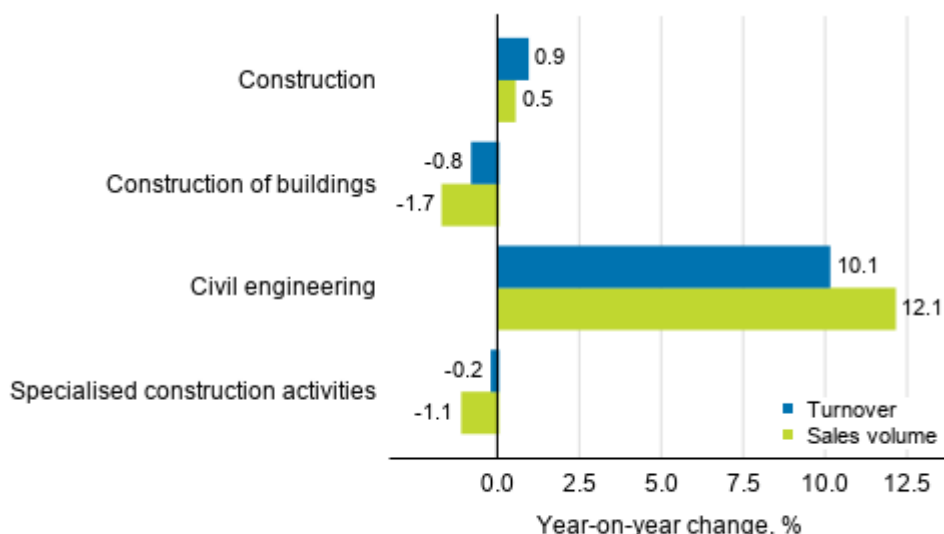
Annual change in working day adjusted turnover and sales volume of construction, %



Source: Statistics Finland

Working day adjusted turnover in building construction fell by 0.8 per cent and sales volume by 1.7 per cent in September compared with the year before. Working day adjusted turnover of civil engineering grew by 10.1 per cent compared with the year before. Measured by sales volume, the growth in the industry was 12.1 per cent. The working day adjusted turnover of specialised construction activities decreased by 0.2 per cent and the sales volume by 1.1 per cent from one year ago.

Annual change in working day adjusted turnover and sales volume of construction, September 2020, %

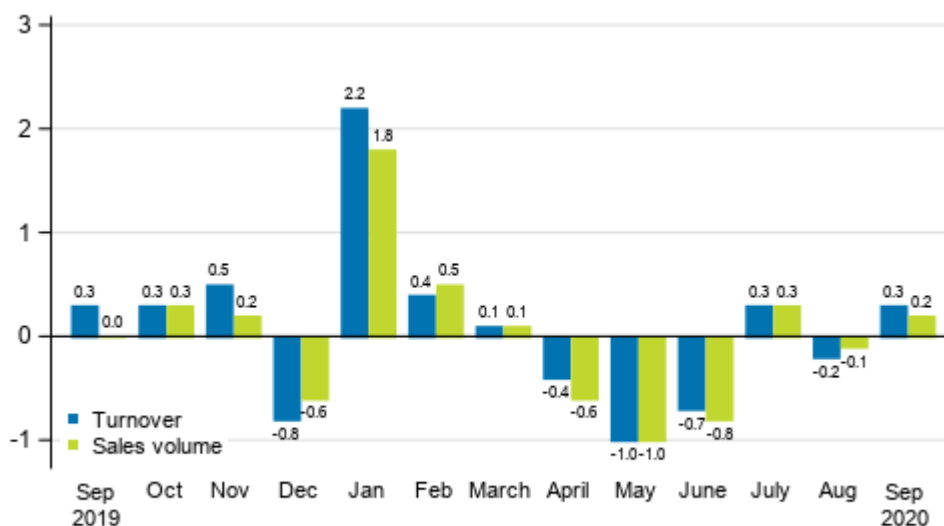


Source: Statistics Finland

Both turnover and sales volume increased compared to August

Seasonally adjusted turnover in construction grew by 0.3 per cent in September compared to August. The seasonally adjusted sales volume grew by 0.2 per cent from one month back.

Change in seasonally adjusted turnover and sales volume of construction from the previous month, %



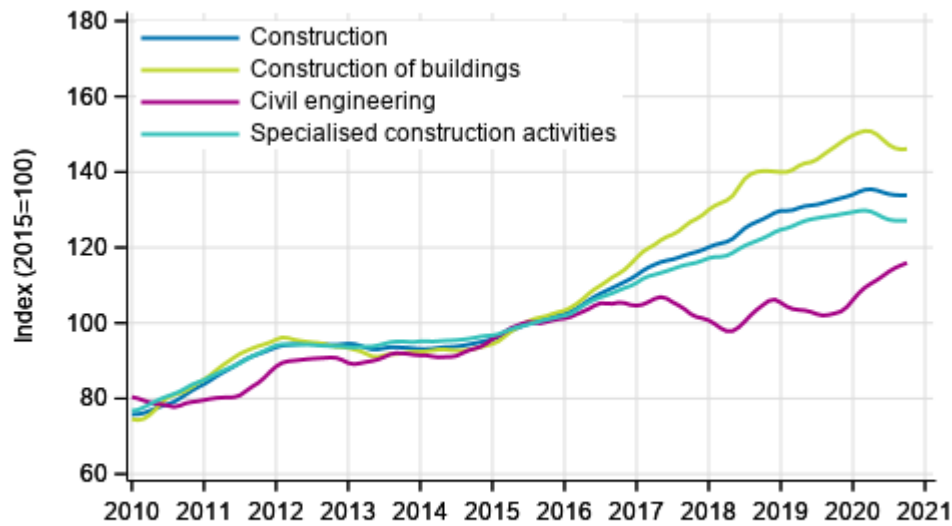
Source: Statistics Finland

The calculation of indices of turnover of construction is based on the Tax Administration’s data on self-assessed taxes, which are supplemented with Statistics Finland’s sales inquiry. The monthly turnover of construction enterprises can have even large variations due to invoicing practices. The final invoice for major projects may be recorded in the sales of one month, even if the project had required the work of several months or years.

The factors caused by the variation in the number of weekdays are taken into account in adjustment for working days. This means taking into consideration the lengths of months, different weekdays and holidays. In addition, seasonal variation is eliminated from seasonally adjusted series, on account of which it makes sense to compare observations of two successive months as well.

The data for the latest month are preliminary and they may become significantly revised particularly on more detailed industry levels in coming months.

Trends in turnover of construction by industry (TOL 2008)



Source: Statistics Finland

Contents

Tables

Appendix tables

Appendix table 1. Annual change in working day adjusted turnover and sales volume in sectors of construction, % (TOL 2008).....5

Revisions in these statistics.....6

Appendix tables

Appendix table 1. Annual change in working day adjusted turnover and sales volume in sectors of construction, % (TOL 2008)

		Year-on-year change by three-month period, % ¹⁾				Cumulative year-on-year change, % ¹⁾	Year-on-year change in the latest month, % ¹⁾
		10-12/2019	01-03/2020	04-06/2020	07-09/2020		
F Construction	Turnover	0.7	8.1	3.1	0.6	3.6	0.9
	Sales volume	-2.1	4.7	1.4	0.1	1.8	0.5
41 Construction of buildings	Turnover	0.6	9.3	5.0	-1.4	3.9	-0.8
	Sales volume	-3.1	5.9	2.9	-2.5	1.8	-1.7
42 Civil engineering	Turnover	-6.8	16.1	8.6	11.9	11.6	10.1
	Sales volume	-5.5	16.4	15.4	16.3	16.0	12.1
43 Specialised construction activities	Turnover	3.3	6.3	-0.8	-1.1	1.1	-0.2
	Sales volume	-0.4	2.9	-2.8	-2.3	-1.0	-1.1

1) Year-on-year change compares the value for an examined time period to the value for the corresponding time period twelve months back.

Revisions in these statistics

The data of the statistics have become revised according to the table below. For more information about data revisions, see Section 3 of the quality description (only in Finnish).

Revisions to annual changes in working day adjusted turnover in sectors of construction¹⁾

Industry / Reference period		Year-on-year change, %		Revision, percentage point
		1st release	Latest release (2020-11-12)	
F Construction	04/2020	3.8	5.1	1.3
	05/2020	6.5	3.2	-3.3
	06/2020	2.5	1.2	-1.3
	07/2020	3.2	1.1	-2.1
	08/2020	2.8	-0.1	-2.9
41 Construction of buildings	04/2020	8.3	8.1	-0.2
	05/2020	11.6	5.0	-6.6
	06/2020	4.5	2.2	-2.3
	07/2020	0.2	-1.4	-1.6
	08/2020	2.4	-2.0	-4.4
42 Civil engineering	04/2020	5.8	5.6	-0.2
	05/2020	10.6	8.6	-2.0
	06/2020	8.9	10.3	1.4
	07/2020	19.0	16.8	-2.2
	08/2020	9.1	9.2	0.1
43 Specialised construction activities	04/2020	-2.3	1.3	3.6
	05/2020	-0.6	-0.6	0.0
	06/2020	-1.7	-2.8	-1.1
	07/2020	1.2	-1.6	-2.8
	08/2020	0.6	-1.6	-2.2

1) The 1st release refers to the time when data for the reference period were released for the first time. The revision describes the difference of annual change percentages between the first and latest release.

Revisions to long-term annual changes in working-day adjusted turnover in sectors of construction

Industry/Year		Average ¹⁾	Average for absolute values ²⁾
F Construction	2016	-1.2	1.2
	2017	-1.5	1.5
	2018	-0.6	1.2
41 Construction of buildings	2016	-1.2	1.2
	2017	-1.9	1.9
	2018	-0.4	1.8
42 Civil engineering	2016	0.1	2.5
	2017	-0.4	2.3
	2018	-3.6	3.6
43 Specialised construction activities	2016	-1.9	1.9
	2017	-1.6	1.6
	2018	-0.2	1.0

1) The average have been calculated upon completion of the data for the first and last release months in the statistical reference year, when the official structural business and financial statement statistics are also published.

2) The average have been calculated from the absolute values of differences between the first and last release months in the statistical reference year, when the official structural business and financial statement statistics are also published.

Inquiries

Lauri Pullinen 029 551 3043
Head of Department in
charge:
Mari Ylä-Jarkko

rakennus.suhdanne@stat.fi
www.stat.fi

Source: Index of turnover of construction, Statistics Finland