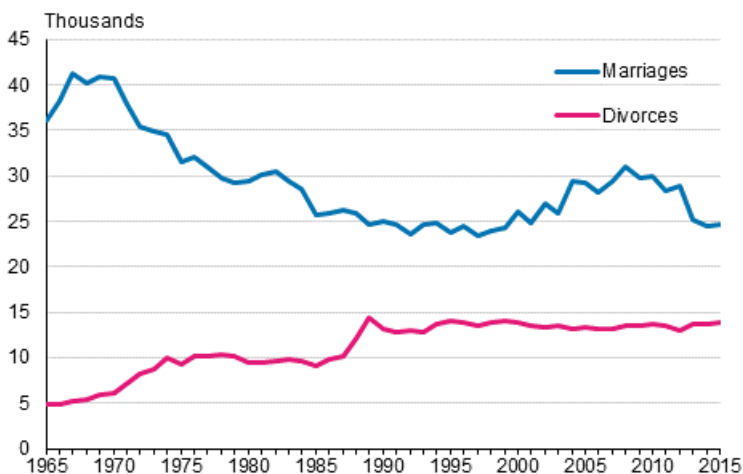


Changes in marital status 2015

Number of marriages entered into rose slightly

According to Statistics Finland's data on population changes, the number of marriages entered into grew in 2015, while it had dropped in two previous years. A total of 24,708 marriages were entered into, which was 246 more than in the year before. The marriage rate was slightly livelier for those aged around 40 compared with the previous year, while it either went down slightly or remained unchanged for younger or older people than that.

Number of marriages and divorces 1965–2015



Number of remarriages rising

The number of first marriages went down from the year before, while the number of remarriages was higher than in the previous year. Because the changes in numbers were so small, the share of first marriages in all marriages entered into remained unchanged at three-quarters. The relative share has remained at the same level throughout the early 2000s. One-fifth of all marriages contracted were second marriages, four per cent third marriages.

In 2015, the rise in the average age of women and men entering into their first marriage continued, as the average age of both spouses rose by 0.5 years from the year before. The average age of women entering into their first marriage was 31.2 years and 33.4 years for men.

Number of divorces grew

In 2015, the number of divorces increased while it had decreased slightly in the previous year. Altogether, 13,939 marriages ended in divorce, which was 257 more than one year previously. The divorce rate has remained at the same level for over 20 years. Changes by age in the divorce rate were minor compared with the previous year. The divorce rate went down slightly for those aged under 30, but it was somewhat higher for those aged 45 to 64 than in the previous year.

The average age of women in their first marriage was 40.4 when their marriage ended in divorce. The corresponding average age of men was 42.8 in 2015. The average age of women and men at the time of divorce rose from the year before, but the average age of either sex has not been clearly rising or falling in the last few years.

Clearly under one-half of first marriages still end in divorce

The probability that the first marriage ends in divorce has remained unchanged in the past decade. According to the divorce rate in 2015, first marriages end in divorce with a probability of 39 per cent, as in the year before. The rise in the divorce rate from the previous year was so small that the probability of first marriages to end in divorce stays at the same level. The median for the duration of first marriages ending in divorce was ten years.

Sixty-eight per cent of the marriages that ended in divorce in 2015 were first marriages for both spouses. The share has remained unchanged compared with the previous year. In 1990, the corresponding percentage was still 80. Eleven per cent of the marriages ending in divorce were at least second marriages for both spouses in 2015.

Fewer registrations of partnerships, more divorces

The number of registered same-sex partnerships has remained relatively stable in recent years, slightly over 300 per year, except for 2013 when registrations numbered 373. In 2015, the registrations numbered 318. Of these, 97 were male couples and 221 female couples.

Slightly over 100 registered same-sex partnerships have ended in divorce annually in three previous years. In 2015, the number of divorces grew to 133, by around one-fifth from the previous year. Of them, 40 were of male couples and 93 of female couples.

Changes in marital status, mean age of men and women at first marriage in 2006–2015

	Year									
	2006	2007	2008	2009	2010	2011	2012	2013	2014	2015
Contracted marriages	28 236	29 497	31 014	29 836	29 952	28 408	28 878	25 119	24 462	24 708
Divorces	13 255	13 224	13 471	13 527	13 619	13 469	13 040	13 766	13 682	13 939
Woman's mean age at first marriage	29,7	29,9	30,2	30,2	30,3	30,6	30,8	30,6	30,7	31,2
Man's mean age at first marriage	32,1	32,3	32,5	32,5	32,6	32,9	33,1	32,8	32,9	33,4
Woman's mean age at first divorce	40,4	40,5	40,3	40,0	39,9	40,4	40,0	40,0	39,9	40,4
Man's mean age at first divorce	42,7	42,8	42,5	42,2	42,3	42,7	42,3	42,3	42,3	42,8
Registered partnerships	191	213	249	246	322	333	329	373	333	318
Divorces from registered partnerships	30	67	45	53	64	85	103	101	109	133

Contents

Tables

Appendix tables

Appendix table 1. Marriages and divorces 1965–2015.....	4
Appendix table 2. Marriages contracted by month 2005–2015.....	5

Figures

Appendix figures

Appendix figure 1. Average age of women by first marriage and first live birth 1982–2015.....	6
Appendix figure 2. Marriage rate by age 2010, 2014 and 2015.....	6
Appendix figure 3. Divorce rate by age 1990, 2000, 2014 and 2015.....	6
Quality description, changes in marital status.....	7

Appendix tables

Appendix table 1. Marriages and divorces 1965–2015

Year	Marriages	Divorces
1965	36,214	4,594
1966	38,252	4,856
1967	41,273	5,209
1968	40,251	5,416
1969	40,910	5,895
1970	40,730	6,044
1971	37,925	7,175
1972	35,467	8,254
1973	34,883	8,831
1974	34,533	10,019
1975	31,547	9,358
1976	32,004	10,125
1977	30,966	10,107
1978	29,760	10,369
1979	29,277	10,191
1980	29,388	9,464
1981	30,100	9,497
1982	30,459	9,705
1983	29,474	9,770
1984	28,550	9,652
1985	25,751	9,064
1986	25,820	9,742
1987	26,259	10,110
1988	25,933	12,146
1989	24,569	14,365
1990	24,997	13,127
1991	24,732	12,820
1992	23,560	12,949
1993	24,660	12,753
1994	24,898	13,751
1995	23,737	14,025
1996	24,464	13,795
1997	23,444	13,507
1998	24,023	13,848
1999	24,271	14,030
2000	26,150	13,913
2001	24,830	13,568
2002	26,969	13,336
2003	25,815	13,475
2004	29,342	13,234
2005	29,283	13,383
2006	28,236	13,255
2007	29,497	13,224
2008	31,014	13,471
2009	29,836	13,527

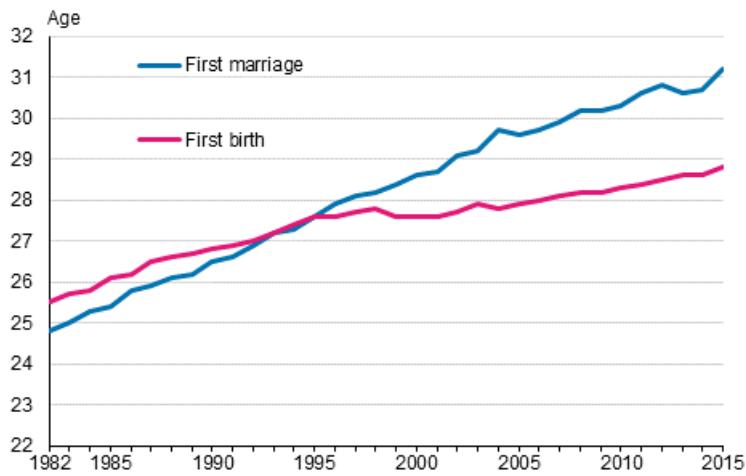
Year	Marriages	Divorces
2010	29,952	13,619
2011	28,408	13,469
2012	28,878	13,040
2013	25,119	13,766
2014	24,462	13,682
2015	24,708	13,939

Appendix table 2. Marriages contracted by month 2005–2015

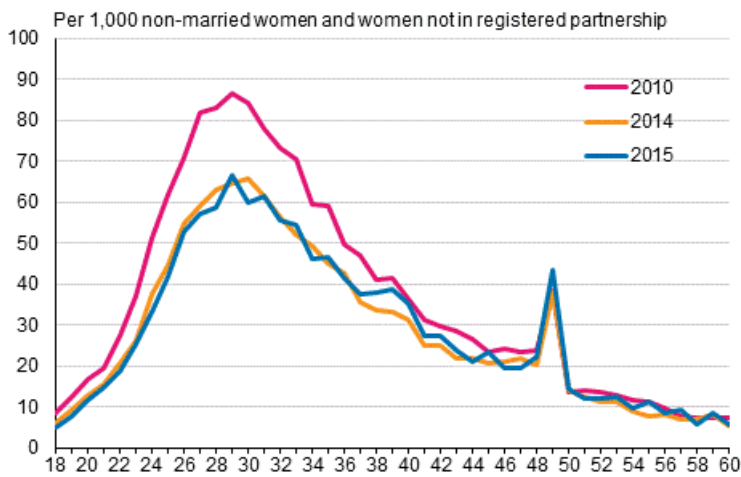
Month	Year										
	2005	2006	2007	2008	2009	2010	2011	2012	2013	2014	2015
Total	29,283	28,236	29,497	31,014	29,836	29,952	28,408	28,878	25,119	24,462	24,708
January	1,351	1,192	1,163	1,095	1,348	1,395	1,392	1,097	1,001	1,074	1,103
February	1,538	1,609	1,616	2,091	1,867	1,694	1,653	1,784	1,241	1,525	1,432
March	1,471	1,441	1,631	1,570	1,400	1,364	1,271	1,507	1,650	1,074	1,123
April	1,513	1,464	1,426	1,446	1,600	1,472	1,457	1,350	1,119	1,511	1,244
May	2,647	2,008	1,937	2,240	2,201	2,220	1,915	1,995	1,907	1,947	2,418
June	3,187	3,459	3,700	3,565	3,448	3,156	3,033	3,525	3,123	3,132	2,762
July	6,019	5,436	6,282	4,876	4,703	5,890	5,196	4,627	4,272	3,875	4,108
August	4,406	4,225	4,373	6,890	5,217	4,377	4,172	4,370	4,405	4,330	4,380
September	2,491	2,829	2,752	2,358	3,224	2,394	2,394	2,495	2,040	2,011	2,109
October	1,559	1,422	1,470	1,751	1,679	3,076	1,490	1,431	1,292	1,465	1,410
November	1,133	1,165	1,217	1,228	1,254	1,184	2,741	1,237	1,175	1,022	1,082
December	1,968	1,986	1,930	1,904	1,895	1,730	1,694	3,460	1,894	1,496	1,537

Appendix figures

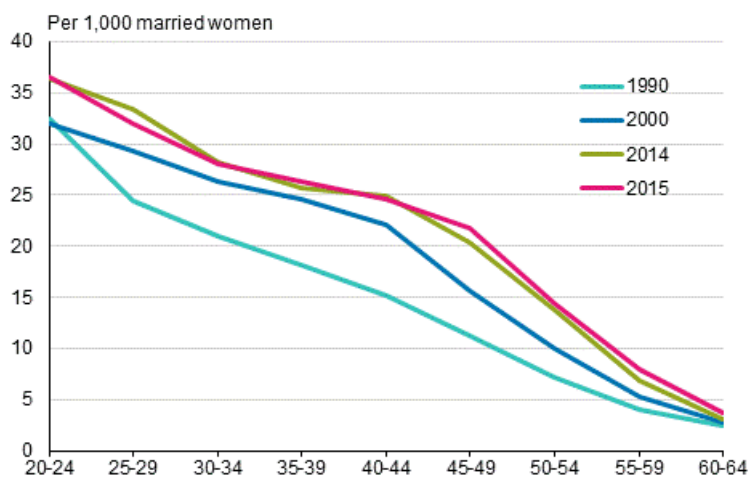
Appendix figure 1. Average age of women by first marriage and first live birth 1982–2015



Appendix figure 2. Marriage rate by age 2010, 2014 and 2015



Appendix figure 3. Divorce rate by age 1990, 2000, 2014 and 2015



Quality description, changes in marital status

1. Relevance of statistical information

The main source used when producing Finnish population statistics is the Population Information System, which is maintained by the Population Register Centre and local register offices. Changes in the data on the vital events of the resident population are updated into the Population Information System continuously by local population register authorities. From 1975 Statistics Finland has obtained population data from the Population Register Centre.

The last population registration was carried out in Finland on 1 January 1989. After that the Population Information System has been updated by notifications of changes. The data stored in the Population Information System are specified in the act on Population Information System and the certificate services of the Population Register Centre (21 August 2009/661). Notifications on population changes for the past year are expected by the last day of January of the following year.

Statistics Finland's function is to compile statistics on conditions in society (Statistics Finland Act of 24 January 1992/48). These also include demographic statistics. Statistics Finland's Rules of Procedure defines the Population and Social Statistics unit as the producer of demographic statistics (Statistics Finland's Rules of Procedure, TK-00-580-16).

In accordance with the Act on the Municipality of Domicile, the municipality of domicile and the place of residence of individuals are recorded in the Population Information System. The municipality in which a person lives or the one construed by the inhabitant as the municipality of domicile on the grounds of residence, family ties, livelihood or other equivalent circumstances, or to which the inhabitant has close links due to the aforementioned circumstances is deemed the municipality of domicile. (Act on the Municipality of Domicile, 201/1994.) The population registered in the Population Information System is divided into those present and those absent. Those present are permanent residents of Finland, either Finnish nationals or aliens. Those absent are Finnish nationals who when emigrating from the country have reported that they intend to be absent from Finland for more than one year, with the exception of Finnish nationals who are diplomats and those working in development co-operation (Act on the Municipality of Domicile, 201/1994.) Only changes in the population resident in Finland on 31 December are taken into account when compiling statistics on vital events. Persons moving to Finland from abroad are classified in the population statistics if the place of residence they have declared as their municipality of domicile is later confirmed as their place of residence.

Divorces

The divorce statistics are based on data on granted decrees of divorce transmitted to the Population Information System by district courts. The statistics also include cases where a permanent resident of Finland is granted a divorce by a foreign court. If the divorce is granted abroad, it must be reported to the register keeper for registration of divorce. Exceptions are divorces granted to Finnish citizens in Sweden, on which the Swedish register keeper notifies the Finnish counterpart directly.

A divorce granted to a Finnish citizen abroad usually requires validation by the Helsinki Court of Appeal before registration. Divorce decisions given in the Nordic Countries and in the EU countries as of 1 March 2001 can be registered without validation.

As of 1980 'divorces' refer to the divorces of females permanently resident in Finland, unless otherwise indicated.

The amendment to the Marriage Act (411/1987), effective from the first of January 1988, simplified divorce proceedings. Divorce figures began to rise towards the end of 1988, when the first divorces (after a reconsideration period of six months) became effective under the amendment to Marriage Act. The Marriage Act no longer has regulations on "cancellation of marriage". Before the amendment to the act came into force in 1988 these were in separate groups, now among divorces.

The key figures defined below can be calculated for women and men, although they are defined to be calculated for women only.

The age-specific divorce rate indicates the number of divorced women per 1,000 married women of the mean population in the age group in question. The probability of divorce for first marriages is produced by applying multistate life tables. The life tables are based on women's age-group specific marriage, mortality, widowhood and divorce rates in the statistical reference year regardless of the husband's age or whether the marriage is the first one or not for him.

Marital status

The marital status of a person refers to the status according to the Finnish Marriage Code (234/29). It should be noted that cohabiting is not a marital status. People representing all marital status categories may be cohabiting, including those who are still officially married.

Current divorce regulations no longer recognize the concept of legal separation. Those persons who are legally separated on the basis of the old divorce provisions prior to 1 January 1988 and still living apart have been slotted under married persons in the statistics.

The marital status classification is as follows: unmarried, married, divorced, widowed, partner in a registered partnership, dissolved registered partnership, widowed after a registered partnership.

Marriages

'Marriages' refer to marriages contracted by females permanently resident in Finland, unless otherwise indicated. The number of males and females who contracted marriage is not equal because the number of marriages contracted between females permanently resident in Finland and males living permanently abroad differs from the number of marriages contracted between males permanently resident in Finland and females living permanently abroad. The key figure defined below can be calculated for women and men, although it is defined to be calculated for women only.

The age-specific marriage rate indicates the number of married women per 1,000 non-married women and women not in registered partnership of the mean population in the age group in question.

Registered partnership

"Registered partnership" refers to registered partnership of two persons of the same sex aged 18 or over (Act on Registered Partnerships of 9 Nov. 2001/950). Partnership is registered by an authority entitled to perform civil marriage ceremonies. Registered partnership is dissolved when one partner dies or is declared dead, or when it is dissolved by court order.

2. Methodological description of survey

The main source used when producing Finnish population statistics is the Population Information System of the Population Information Centre. Local register office updates a Population Information System with information it gets from persons experiencing vital events and parishes of the Evangelical-Lutheran and Greek Orthodox churches. Hospitals send information of births in machine-language format to maintenance of Population Information System. Local courts take information of decisions of adoptions and divorces dealt in the court into the Population Information System. Statistics Finland receives the updated data on vital events in machine-language format on a weekly basis.

The deadline for delivering data to Statistics Finland on vital events in the statistical year is the end of January of the following year. The exception to this is the data on stillbirths, which were expected by the end of August. Data on population changes in statistical year delivered to Statistics Finland after this date are included in the data of the following year. Data on events relating to the years statistical year – 4 through to statistical year – 1 and reported between February statistical year and January statistical year + 1 are included in the statistical year data.

3. Correctness and accuracy of data

In general, the Population Information System of the Population Register Centre can be considered very exhaustive as regards persons. In order that a person obtains a personal identity code, he or she has to be

registered in the Population Information System. It is practically impossible to live in Finland without a personal identity code. A personal identity code is needed so that one can work legally, open a bank account, have dealings with authorities and so on. It can be safely assumed that Finland cannot have any substantial numbers of 'moonlighters' who receive their pay in cash for periods of over one year, for example. Staying in Finland for at least one year is the prerequisite for registering into the population of Finland.

After abolishment of yearly checking of domicile registers (January 1) in 1989 the Population Information System has been maintained only by notifications of changes to population information. Their correctness is determined by a reliability survey made on the addresses in the Population Information System.

The Population Register Centre charges Statistics Finland with the task of conducting a sample survey on correctness of address information. Around 11,000 people are asked whether their address in the Population Information System is correct. In the 2012 survey, the address was correct for 98.9 per cent of the respondents.

In connection with municipal elections, returned notifications of voting sent to foreigners usually reveal around 1,000 persons who have moved from the country without giving notice and are thus still included in the Finnish population. The Population Register Centre removes them from the resident population in the Population Information System before the following turn of the year.

4. Timeliness and promptness of published data

Final vital statistics are published yearly in April to May, except for those on stillbirths, which are available in September. Since 1999 the regional division used has been that of the first day of the following year. Thus the municipalities that unite on the first day of the new year are already combined in the statistics on the last day of the previous year. Information on the vital statistics of the united municipalities before the unification is available from 2003 onwards.

Preliminary population data by municipality are available by month.
http://pxweb2.stat.fi/database/StatFin/vrm/vamuu/vamuu_fi.asp.

5. Accessibility and transparency/clarity of data

Basic population data are available in electronic form by municipality or with larger regional divisions than municipality in Statistics Finland's free 'Population' online service (Statistical databases) at: http://tilastokeskus.fi/tup/tilastotietokannat/index_en.html

The chargeable information service contains more specified information about the population by sub-area of municipality, for example. More information about Statistics Finland's chargeable services is available at: <http://tilastokeskus.fi/tup/vaestotilastopalvelu/index.html>

6. Comparability of statistics

Comparable regional vital statistics series are available from 1987. The tables always indicate which regional division is used.

Vital statistics data on the numbers of births, deaths and marriages contracted are available free from 1749 onwards. From 1773 there are data about mothers having given birth by five-year age group and from 1936 about all children born by age of mother. After the statistical revision of 1877 collection of data on deaths was started by one-year age group, which made it possible to begin calculation of accurate mortality and lifetime tables from the 1880s onwards. On account of this statistical revision, annual collection of data on migration and divorces was also started.

Vital statistics time series for the whole country is available from 1749.

7. Coherence and consistency/uniformity

Statistics Finland's other statistics use the data of demographic statistics as basic information on population. Consequently, Statistics Finland's other statistics correspond to demographic statistics.

Inquiries

Timo Nikander 029 551 3250
Director in charge:
Jari Tarkoma

info@stat.fi
www.stat.fi

Source: Changes in marital status 2015. Statistics Finland