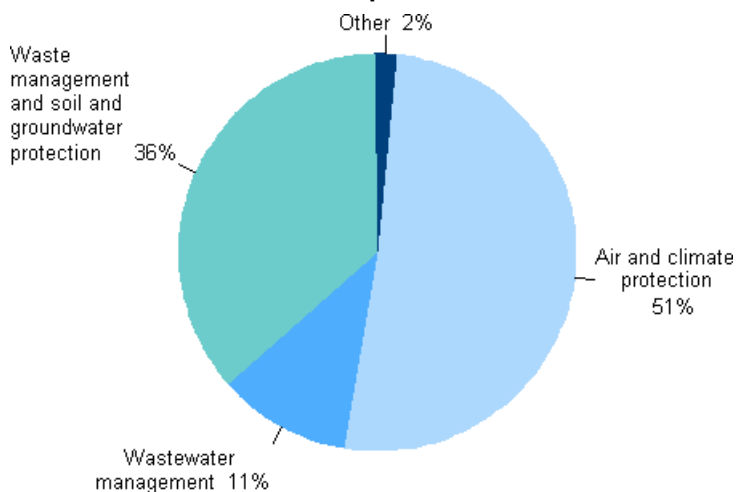


Environmental protection expenditure in industry 2011

Majority of environmental protection investments in industry into air protection in 2011

Environmental protection investments in industry increased from the previous years and amounted to close on EUR 260 million in 2011. Of the sectors of industry, the biggest investors were energy production and the chemical industry. Environmental protection investments were allocated most to air protection and waste management and soil protection. Of all environmental protection expenditure in industry, the biggest part was formed by operating expenditure caused by environmental protection, most of which consists of the operating and maintenance costs of environmental protection equipment.

Allocation of environmental protection investments in 2011



Environmental protection investments in industry amounted to close on EUR 260 million in 2011, which is more than in the previous years. Investments in environmental protection were highest in energy production, where investments grew, rising to around EUR 86 million. More than one-half of the environmental investments in energy production were directed to air protection. Investments were the second highest in the chemical and mineral industry, around EUR 67 million, of which about one half went to waste management and protection of soil and groundwater.

A majority of all environmental investments (51%) in industry was allocated to air protection in 2011. Thirty-six per cent of the environmental investments were directed to waste management and protection of soil and groundwater. The share of water protection in environmental investments fell to 11 per cent, but the biggest part of operational costs was still allocated to water protection, being 37 per cent of the operating and maintenance costs of environment protection in 2011.

In addition to investments, environmental protection equipment and measures cause operating costs and other operating expenditure such as administrative and research costs. In 2011, operating expenditure caused by environmental protection amounted to nearly EUR 620 million, which comprised 70 per cent of all environmental protection expenditure in industry. The main part of operating expenditure (85%) consisted of the operating and maintenance costs of various environmental protection equipment.

Contents

Tables

Appendix tables

Appendix table 1. Environmental protection investments by sector of industry	4
Appendix table 2. Allocation of environmental protection investments.....	4
Appendix table 3. Investments into treatment of emissions and cleaner production technology	4
Appendix table 4. Operating expenditure of environmental protection by sector of industry	5
Appendix table 5. Allocation of operating and maintenance expenditure of environmental protection	5
Appendix table 6. Other operating expenditure of environmental protection by use	5

Figures

Appendix figures

Appendix figure 1. Environmental protection investments in industry	6
Appendix figure 2. Allocation of environmental investments in industry	6
Appendix figure 3. Operating expenditure of environmental protection in industry	6
Appendix figure 4. Allocation of operating and maintenance expenditure of environmental protection in 2011	7
Appendix figure 5. Other operating expenditure of environmental protection in 2011.....	7

Appendix tables

Appendix table 1. Environmental protection investments by sector of industry

	2009	2010	2011
	1 000 €		
Energy and water supply	28 841	48 478	85 981
Forest industry	26 934	7 508	13 471
Chemical and mineral industry	39 165	34 398	67 308
Metal industry	60 637	37 995	45 619
Other industry	72 057	50 083	46 859
Total	227 635	178 463	259 240

Appendix table 2. Allocation of environmental protection investments

	Air	Water	Waste	Other	Total
	1 000 €				
2009	72 717	58 397	89 931	6 589	227 635
2010	83 759	29 536	60 750	4 417	178 463
2011	132 514	28 203	93 980	4 541	259 240

Appendix table 3. Investments into treatment of emissions and cleaner production technology

		End-of-pipe	Process-integrated	Total
		1 000 €		
2010	Energy and water supply	30 580	17 898	48 478
	Forest industry	5 484	2 023	7 508
	Chemical and mineral industry	27 276	7 121	34 398
	Metal industry	31 579	6 416	37 995
	Other industry	48 570	1 512	50 083
	Total	143 491	34 972	178 463
2011	Energy and water supply	23 708	62 272	85 981
	Forest industry	6 967	6 503	13 471
	Chemical and mineral industry	58 949	8 358	67 308
	Metal industry	25 884	19 735	45 619
	Other industry	44 493	2 365	46 859
	Total	160 004	99 235	259 240

Appendix table 4. Operating expenditure of environmental protection by sector of industry

		Running and maintenance	Other operating expenditure	Total
		1 000 €		
2009	Energy and water supply	48 334	31 791	80 126
	Forest industry	99 566	6 294	105 861
	Chemical and mineral industry	121 353	8 722	130 075
	Metal industry	111 219	8 968	120 188
	Other industry	81 152	6 047	87 200
	Total	461 625	61 825	523 451
2010	Energy and water supply	52 544	19 421	71 966
	Forest industry	104 095	7 259	111 355
	Chemical and mineral industry	82 075	8 040	90 116
	Metal industry	122 032	8 250	130 283
	Other industry	88 308	33 940	122 249
	Total	449 058	76 913	525 971
2011	Energy and water supply	49 877	20 594	70 472
	Forest industry	110 575	9 504	120 079
	Chemical and mineral industry	125 607	14 565	140 172
	Metal industry	124 074	9 120	133 195
	Other industry	113 107	39 900	153 007
	Total	523 243	93 683	616 927

Appendix table 5. Allocation of operating and maintenance expenditure of environmental protection

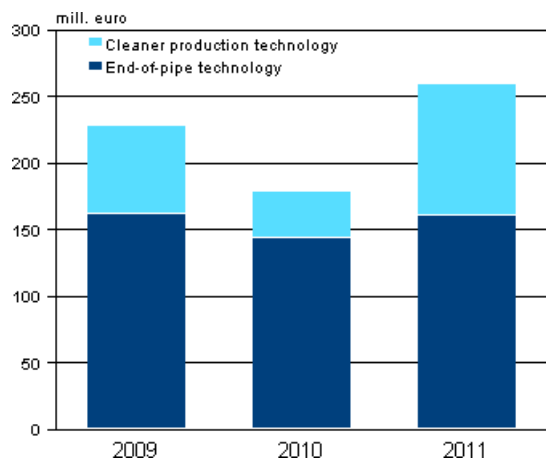
	Air	Water	Waste	Other	Total
	1 000 €				
2009	97 991	180 463	178 163	5 007	461 625
2010	115 760	171 905	158 431	2 961	449 058
2011	148 607	195 295	174 648	4 692	523 243

Appendix table 6. Other operating expenditure of environmental protection by use

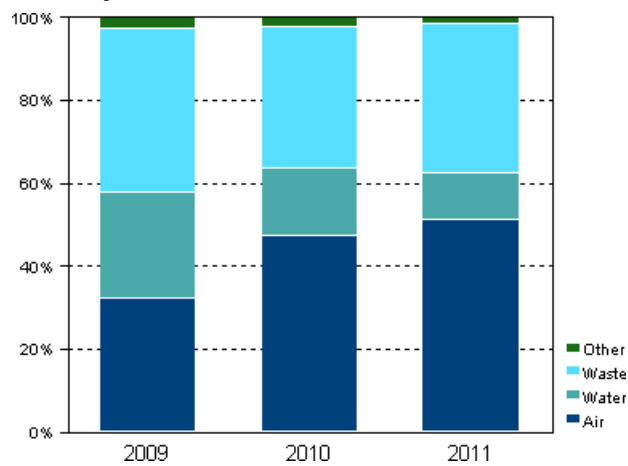
	2009	2010	2011
	1 000 €		
Research and development	6 926	9 032	5 215
Environmental administration	29 946	29 703	31 932
Compensations and other charges	24 952	38 176	56 535
Total	61 825	76 913	93 683

Appendix figures

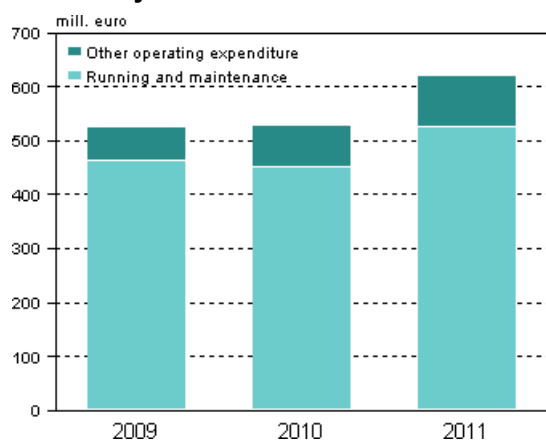
Appendix figure 1. Environmental protection investments in industry



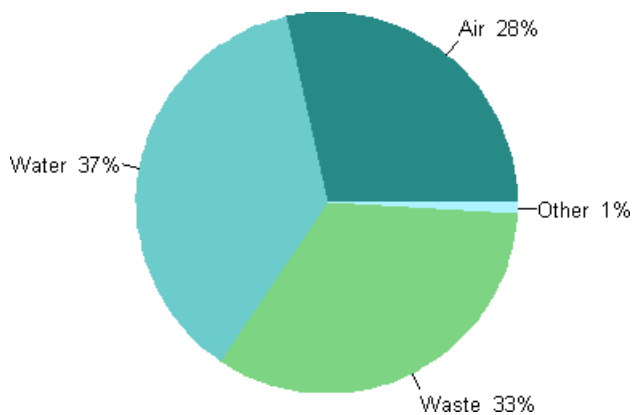
Appendix figure 2. Allocation of environmental investments in industry



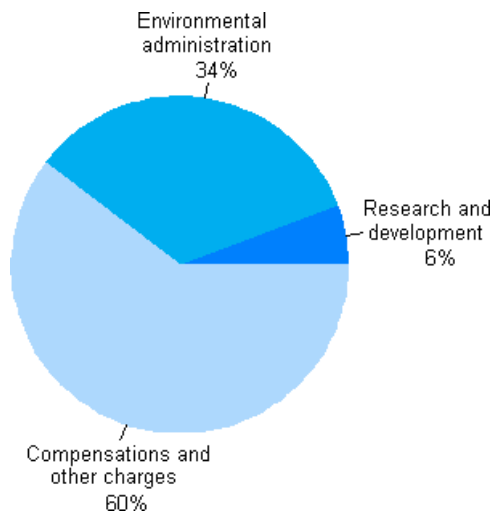
Appendix figure 3. Operating expenditure of environmental protection in industry



Appendix figure 4. Allocation of operating and maintenance expenditure of environmental protection in 2011



Appendix figure 5. Other operating expenditure of environmental protection in 2011



Suomen virallinen tilasto
Finlands officiella statistik
Official Statistics of Finland

Environmental and Natural Resources 2013

Inquiries

Eila Salomaa 09 1734 3760

Director in charge:

Leena Storgårds

ymparisto.energia@stat.fi

www.stat.fi

Source: Environmental protection expenditure in industry 2011, Statistics Finland