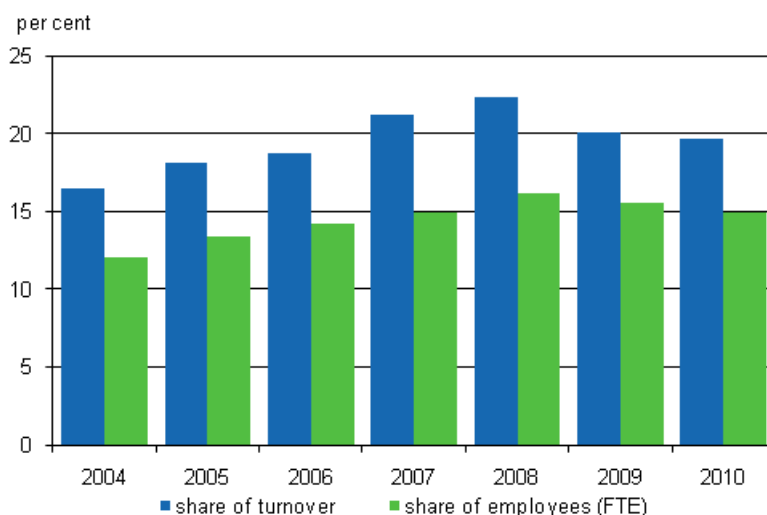


Foreign affiliates in Finland 2010

The turnover of foreign affiliates grew in 2010

The total turnover of foreign affiliates located in Finland was EUR 71 billion in 2010. These enterprises employed 215,000 persons (FTE). Compared with the year before, the turnover grew by around five per cent, while the personnel declined by the same amount. The personnel diminished particularly in manufacturing and in administrative and support service activities. This is based on the most recent data released by Statistics Finland.

Share of the turnover and personnel of foreign affiliates in entrepreneurial activity in Finland 2004–2010



Only every one hundredth enterprise located in Finland is under foreign control. However, 15 per cent of the personnel of all enterprises in Finland are employed by these about 2,950 enterprises. The respective share of turnover is even higher, around 20 per cent.

The ultimate ownership of foreign affiliates is divided between approximately 50 countries. Examined by number, Swedish affiliates were the most common, around 800. U.S. and German affiliates made up the second-highest proportion, around 450 and 300, respectively.

The comparison with the entire entrepreneurial activity in Finland is based on the annual statistics on [Finnish enterprises](#).

Contents

Tables

Appendix tables

Appendix table 1. Foreign affiliates by country 2010.....3
Appendix table 2. Foreign affiliates by industry 2010.....3

Figures

Appendix figures

Appendix figure 1. The number of foreign affiliates, their employees and turnover by country in 2010 (five largest countries).....4
Appendix figure 2. The number of foreign affiliates, their employees and turnover by industry in 2010 (five largest industries).....4

Appendix tables

Appendix table 1. Foreign affiliates by country 2010

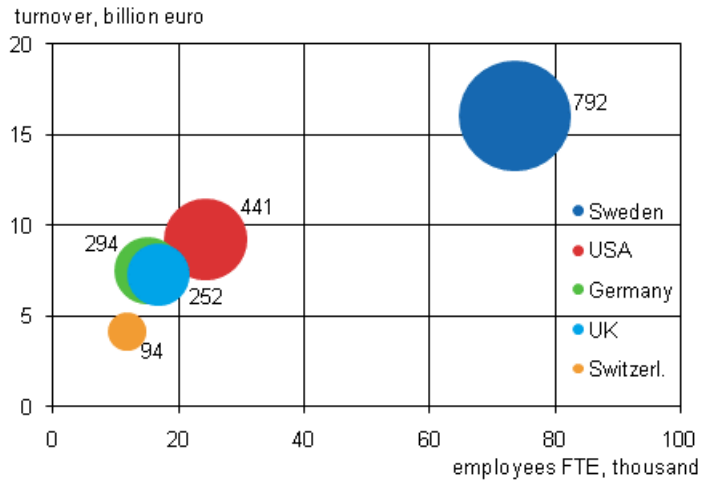
Contry	Number of affiliates	Employees (FTE)	Turnover (mill. euro)
Sweden	792	73,633	16,007
United States	441	24,371	9,209
Germany	294	15,174	7,520
United Kingdom	252	16,768	7,256
Switzerland	94	11,746	4,185
Japan	79	6,719	4,121
France	141	13,940	3,764
Russian Federation	39	1,114	3,370
Netherlands	112	8,228	2,913
Denmark	174	10,342	2,906
Norway	111	4,384	1,896
Italy	43	3,299	1,142
Luxembourg	81	4,137	855
Austria	19	1,639	591
Ireland	20	1,228	522
Estonia	42	1,976	497
Belgium	27	733	191
Other	178	15,145	3,976
Total	2,939	214,575	70,921

Appendix table 2. Foreign affiliates by industry 2010

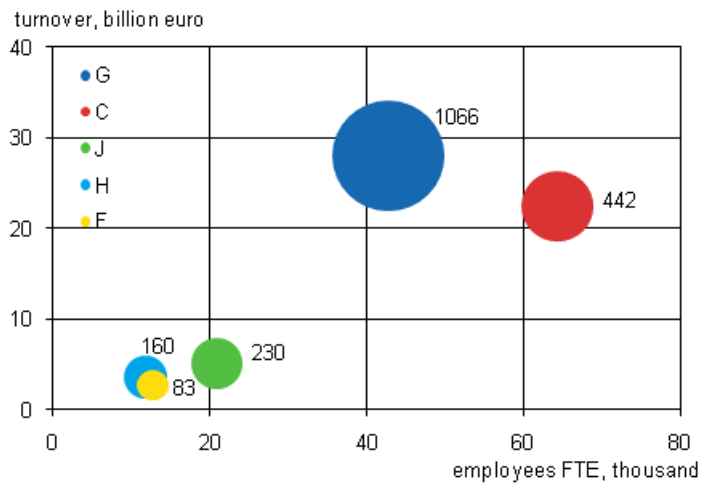
Industry	Number of affiliates	Employees (FTE)	Turnover (mill. euro)
Wholesale and retail trade; repair of motor vehicles and motorcycles	1,066	42,754	27,954
Manufacturing	442	64,286	22,419
Information and communication	230	20,846	5,028
Transportation and storage	160	11,897	3,519
Construction	83	12,721	2,694
Administrative and support service activities	119	22,647	2,349
Professional, scientific and technical activities	274	12,186	2,103
Electricity, gas, steam and air conditioning supply	19	581	1,404
Human health and social work activities	31	5,484	499
Real estate activities	324	411	446
Other	191	20,762	2,506
Total	2,939	214,575	70,921

Appendix figures

Appendix figure 1. The number of foreign affiliates, their employees and turnover by country in 2010 (five largest countries)



Appendix figure 2. The number of foreign affiliates, their employees and turnover by industry in 2010 (five largest industries)



G = Wholesale and retail trade; repair of motor vehicles and motorcycles, C = Manufacturing, J = Information and communication, H = Transportation and storage, F = Construction

Inquiries

Teemu Oinonen (09) 1734 2634

Tero Luhtala (09) 1734 3327

Director in charge:

Leena Storgårds

tytaryhtiot@stat.fi

http://tilastokeskus.fi/til/ulkoy/index_en.html

Source: Foreign affiliates in Finland 2010, Statistics Finland