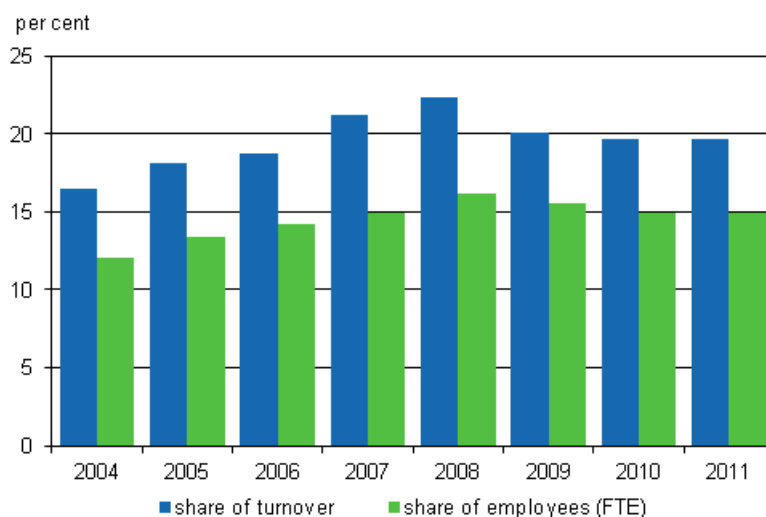


Foreign affiliates in Finland 2011

The turnover of foreign affiliates grew by 7 per cent in 2011

The total turnover of foreign affiliates located in Finland was EUR 76 billion in 2011. These enterprises employed 221,000 persons (full time equivalent, FTE). Compared with the year before, the turnover grew by around seven per cent. The number of personnel increased as well, by some three per cent from 2010. Foreign companies employ people particularly in manufacturing, wholesale and retail trade, administrative and support service activities, and information and communication activities. This is based on the most recent data released by Statistics Finland.

Share of the turnover and personnel of foreign affiliates in entrepreneurial activity in Finland in 2004–2011



Only every one hundredth enterprise located in Finland is under foreign control. However, 15 per cent of the personnel of all enterprises in Finland are employed by these about 2,970 enterprises. The respective share of turnover is even higher, around 20 per cent.

The ultimate control of foreign affiliates is divided between approximately 50 countries. Examined by number, Swedish affiliates were the most common, around 800. U.S. and German affiliates made up the second-highest proportion, around 440 and 310, respectively.

The comparison with the entire entrepreneurial activity in Finland is based on the [annual statistics on Finnish enterprises](#).

Contents

Tables

Appendix tables

Appendix table 1. Foreign affiliates by country 2011.....4
Appendix table 2. Foreign affiliates by industry 2011.....4

Figures

Appendix figures

Appendix figure 1. The number of foreign affiliates, their employees and turnover by country in 2011 (five largest countries).....5
Appendix figure 2. The number of foreign affiliates, their employees and turnover by industry in 2011 (five largest industries).....5

Appendix tables

Appendix table 1. Foreign affiliates by country 2011

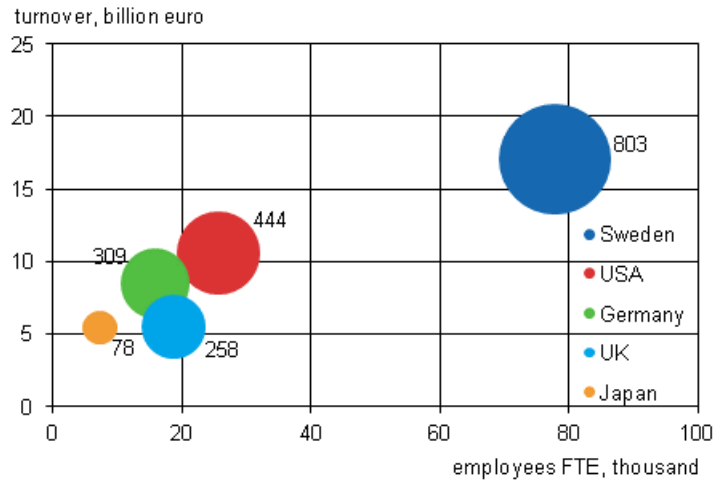
Contry	Number of affiliates	Employees (FTE)	Turnover (mill. euro)
Sweden	803	77,872	17,083
United States	444	25,681	10,592
Germany	309	15,797	8,478
United Kingdom	258	18,727	5,505
Japan	78	7,254	5,428
Other	175	14,284	4,959
Switzerland	97	11,709	3,899
France	137	13,382	3,640
Denmark	175	10,257	3,232
Russian Federation	37	625	2,936
Netherlands	108	6,189	2,918
Norway	112	4,416	2,121
Italy	44	3,972	1,428
Luxembourg	86	4,739	1,374
Austria	20	1,699	823
Estonia	45	2,385	609
Ireland	22	1,142	545
Belgium	22	579	197
Total	2,972	220,708	75,768

Appendix table 2. Foreign affiliates by industry 2011

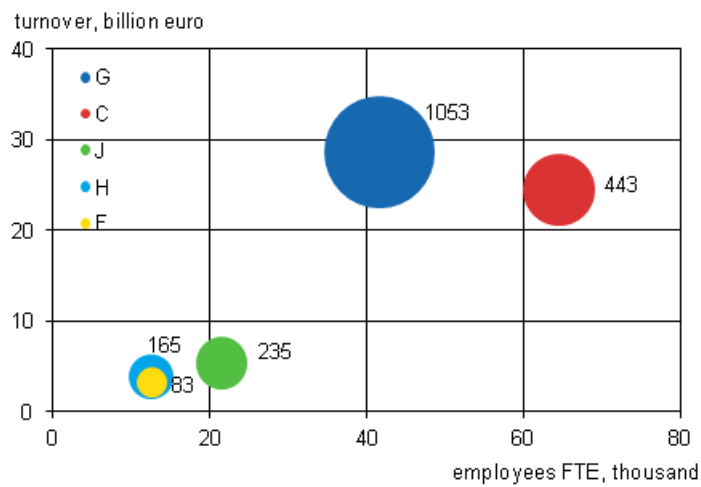
Industry	Number of affiliates	Employees (FTE)	Turnover (mill. euro)
Wholesale and retail trade; repair of motor vehicles and motorcycles	1,053	41,575	28,590
Manufacturing	443	64,469	24,405
Information and communication	235	21,508	5,335
Transportation and storage	165	12,534	3,820
Construction	83	12,614	3,169
Other	194	20,487	2,763
Administrative and support service activities	132	26,379	2,596
Professional, scientific and technical activities	279	13,520	2,593
Electricity, gas, steam and air conditioning supply	17	394	1,416
Human health and social work activities	37	6,802	707
Real estate activities	334	426	372
Total	2,972	220,708	75,768

Appendix figures

Appendix figure 1. The number of foreign affiliates, their employees and turnover by country in 2011 (five largest countries)



Appendix figure 2. The number of foreign affiliates, their employees and turnover by industry in 2011 (five largest industries)



G = Wholesale and retail trade; repair of motor vehicles and motorcycles, C = Manufacturing, J = Information and communication, H = Transportation and storage, F = Construction

Suomen virallinen tilasto
Finlands officiella statistik
Official Statistics of Finland

Enterprises 2012

Inquiries

Teemu Oinonen 09 1734 2634

Tero Luhtala 09 1734 3327

Director in charge:

Leena Storgårds

tytaryhtiot@stat.fi

http://tilastokeskus.fi/til/ulkoy/index_en.html

Source: Foreign affiliates in Finland 2011, Statistics Finland