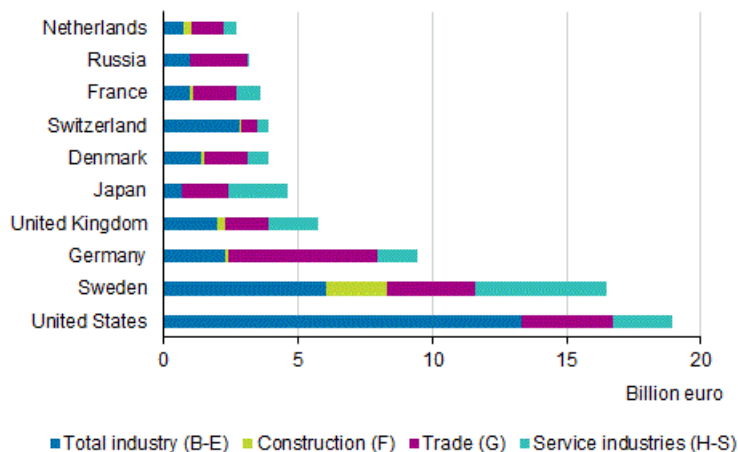


# Foreign affiliates in Finland 2014

## Turnover of foreign affiliates in Finland grew by 18 per cent in year 2014

According to Statistics Finland's data, the total turnover of foreign enterprises located in Finland was EUR 87 billion in 2014. The turnover went up by approximately 18 per cent from the year before. Enterprises from the United States, Sweden, Germany and the United Kingdom had the most turnover. Among industries, in turn, most turnover was generated by manufacturing of which 37 per cent in enterprises from the United States. The number of foreign enterprises in Finland was 4,425.

### Turnover of foreign enterprises in 2014 by industry (excl. A Agriculture, forestry and fishing)\*



\*Most significant countries by turnover

Foreign enterprises cover nearly 23 per cent of the turnover of enterprises operating in Finland (Appendix figure 1). The share grew slightly compared with previous years. Personnel has, in turn, stabilised to the level of 16 to 17 per cent. However, the shares vary considerably by industry. In the main industries, the shares of turnover and personnel vary between six and 41 per cent. Relative to the total enterprise stock, foreign enterprises in Finland generating most turnover represent the industry of information and communication, and mining and quarrying. (Appendix figure 2). The picture is slightly different if you look at the number of personnel and turnover instead of the shares. Measured in this way, the most significant industries are manufacturing, and wholesale trade and retail trade. Manufacturing employed

72,810 persons, or nearly one-third of employees in foreign enterprises and its turnover was nearly EUR 36 billion. Wholesale trade and retail trade employed 48,140 persons and its turnover amounted to EUR 27 billion. (Appendix figure 3).

The nationality of an enterprise is recorded based on the institutional unit that controls it. Usually this is an enterprise located abroad that owns over 50 per cent of the enterprise, either directly or indirectly. Swedish enterprises clearly own the largest share of the affiliates located in Finland. Swedish enterprises also employed most among the foreign affiliates, 71,420 persons. (Appendix figure 4).

## The time series of the statistics is broken

Statistics Finland has renewed its production of business statistics. The data of the statistics on foreign affiliates in Finland in 2013 to 2014 are, therefore, not comparable with the previous releases of the same statistics. This is clearly visible in the variable "number of affiliates", the value of which is around 500 higher than in 2012 and around 950 higher than in 2013. The increase in the number is the result of the implementation of the new business statistics system and the related renewal of statistical bases (see the Quality description of the statistics; in Finnish only). The renewal improves the uniformity of business statistics. The main changes are related to harmonising the processing of the Standard Industrial Classification, business data (e.g. turnover and personnel data) and enterprise reorganisations, as well as deduction rules, with which the enterprise or establishment group of the statistics is formed.

# Contents

## Tables

### Appendix tables

Appendix table 1. Foreign affiliates by country 2014.....	4
Appendix table 2. Foreign affiliates by industry 2014.....	4

## Figures

### Figures

Appendix figure 1. Foreign affiliates' share of overall entrepreneurial activity in Finland 2004–2014*.....	5
Appendix figure 2. Foreign affiliates' share of overall entrepreneurial activity in Finland by industry in 2014.....	5
Appendix figure 3. The number of foreign affiliates, their employees and turnover by industry in 2014*.....	6
Appendix figure 4. The number of foreign affiliates, their employees and turnover by country in 2014*.....	6

# Appendix tables

**Appendix table 1. Foreign affiliates by country 2014**

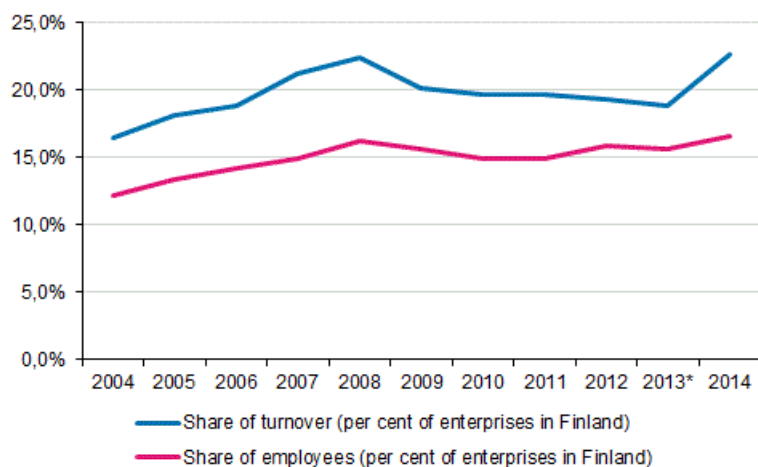
Country	Personnel	Turnover (mill. euro)	Number of affiliates
United States	28 753	18 931	480
Sweden	71 424	16 506	806
Germany	19 898	9 447	325
United Kingdom	21 637	5 732	318
Japan	8 277	4 651	93
Denmark	11 543	3 933	189
Switzerland	12 062	3 884	111
France	13 079	3 637	128
Russia	712	3 175	25
Netherlands	8 976	2 746	119
Norway	5 612	2 239	132
Luxembourg	6 030	1 953	95
Italy	3 754	1 403	44
Canada	5 074	1 243	34
Ireland	2 403	821	20
Austria	1 930	812	24
Estonia	2 466	613	45
China	560	584	13
Other	14 067	5 065	1 424
Total	238 258	87 374	4 425

**Appendix table 2. Foreign affiliates by industry 2014**

Industry	Personnel	Turnover (mill. Euro)	Number of affiliates
C Manufacturing	72 810	35 783	540
G Wholesale and retail trade; repair of motor vehicles and motorcycles	48 142	27 096	1 298
J Information and communication	21 789	7 271	337
H Transportation and storage	13 260	4 102	206
F Construction	12 840	3 787	207
N Administrative and support service activities	25 098	2 788	184
M Professional, scientific and technical activities	14 594	2 661	448
D Electricity, gas, steam and air conditioning supply	931	1 215	17
B Mining and quarrying	1 593	663	22
Q Human health and social work activities	7 257	619	90
Other	19 945	1 390	1 076
Total	238 258	87 374	4 425

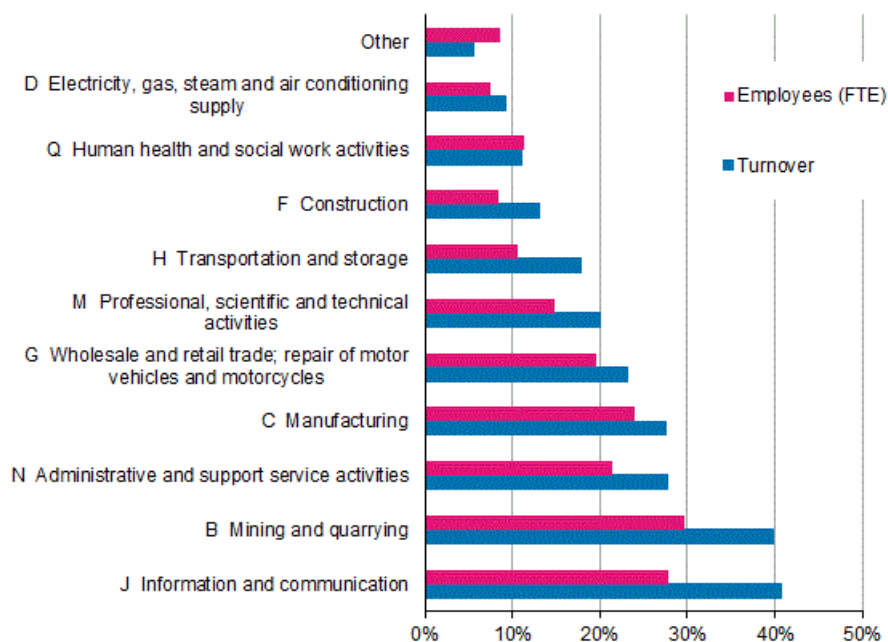
# Figures

**Appendix figure 1. Foreign affiliates' share of overall entrepreneurial activity in Finland 2004–2014\***

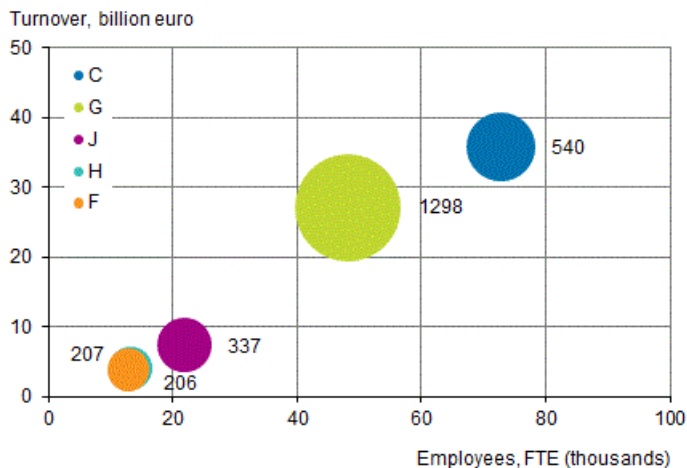


\*Statistical bases changed from previous year

**Appendix figure 2. Foreign affiliates' share of overall entrepreneurial activity in Finland by industry in 2014**

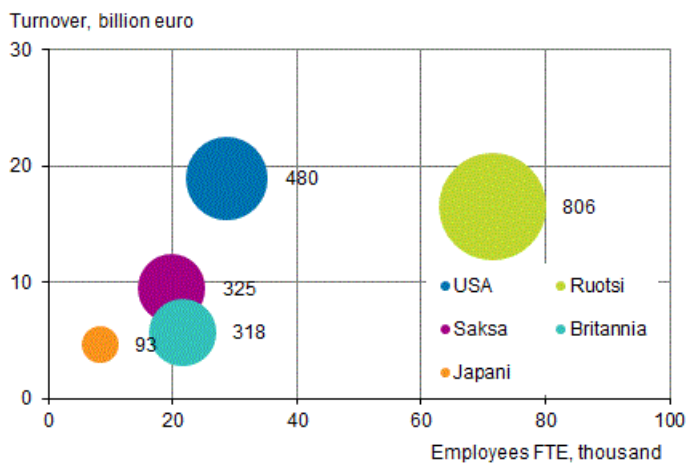


**Appendix figure 3. The number of foreign affiliates, their employees and turnover by industry in 2014\***



\*Five largest industries by turnover C = Manufacturing, G = Wholesale and retail trade; repair of motor vehicles and motorcycles, J = Information and communication, H = Transportation and storage, F = Construction

**Appendix figure 4. The number of foreign affiliates, their employees and turnover by country in 2014\***



\*Five largest countries by turnover

## Inquiries

Anna-Maija Paakki      029 551 3640

[tytaryhtiot@stat.fi](mailto:tytaryhtiot@stat.fi)

[http://tilastokeskus.fi/til/ulkoy/index\\_en.html](http://tilastokeskus.fi/til/ulkoy/index_en.html)

Source: Foreign affiliates in Finland 2014, Statistics Finland