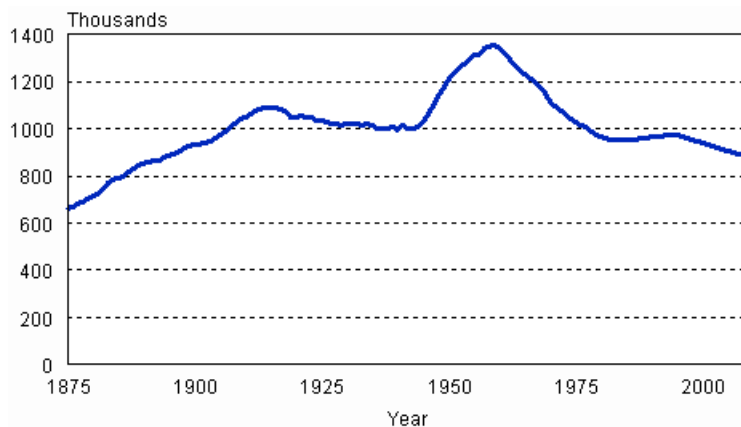


## Population Structure 2009

### *Number of persons aged under 15 in Finland's population lowest in over 100 years*

According to Statistics Finland's statistics on the population structure there were 888,323 persons aged under 15 in Finland's population at the end of 2009. The number is the lowest since 1895. The size of the population under the age of 15 has been decreasing continuously since 1994. At the end of 1977, there were still one million persons aged under 15 in the Finnish population. The size of the population under the age of 15 was at its largest in 1959 when it was 1.35 million.

#### **Number of persons aged under 15 in Finland's population in 1875–2009**



On 31 December 2009, the total population of Finland was 5,351,427 in which 2,625,067 were men and 2,726,360 women. In the course of 2009, Finland's population grew by 25,113 persons. For the third successive year migration gain from abroad contributed more to the increase of population than natural growth.

During 2009, the number of persons aged 65 and over in the population increased by good 18,000 and totalled 910,441 at the end of 2009. The largest age cohort in Finland's population was persons born in 1948. At the end of 2009, they numbered 82,738. Persons over 100 years of age numbered 566, of whom 82 were men and 484 women.

### ***Demographic dependency ratio highest in Etelä-Savo and lowest in Uusimaa***

The demographic dependency ratio, that is the number of under 15 and over 65-year-olds per 100 working age persons was 50.6 at the end of 2009. Examined by area, the demographic dependency ratio was highest in the regions of Etelä-Savo, 58.3, and South Ostrobothnia, 57.4. The demographic dependency ratio was lowest in the region of Uusimaa (43.4) and Pirkanmaa (50.2). Examined by municipality, the demographic dependency ratio

was highest in Luhanka, 89.5, Kivijärvi, 82.2, and Multia, 80.9, and lowest in Helsinki, 39.1, Tampere, 41.8, and Järvenpää, 41.8.

### **Population increased in 12 regions and 141 municipalities**

During 2009, the population increased in 12 and decreased in 8 regions. In absolute numbers the population grew most in the regions of Uusimaa, by 15,556 persons, and Pirkanmaa, by 3,731 persons. In relative terms the population grew most in the regions of Uusimaa, by 1.1 per cent, and Åland, by 1.0 per cent. In absolute numbers the population decreased most in the regions of Etelä-Savo, by 1,064 persons, and Kainuu, by 526 persons. In relative terms the population decreased most in the regions of Etelä-Savo, by 0.7 per cent, and Kainuu, by 0.6 per cent.


Four municipal mergers took effect as of the beginning of 2010, in consequence of which the number of municipalities in Finland decreased by six. There are now 342 municipalities in Finland. During 2009, the population grew in 141 and diminished in 199 municipalities. Helsinki had the biggest absolute increase in population (6,718 persons), followed by Espoo (2,765 persons) and Vantaa (2,239 persons). Kouvola had the biggest absolute decrease in population (262 persons), followed by Varkaus (247 persons) and Kauhava (228 persons).

### **Number of foreign-language speakers exceeded 200,000**

Of the population of Finland 4,852,209 persons (90.7%) spoke Finnish, 290,392 persons (5.4%) Swedish and 1,789 persons (0.03%) Sami as their native language. Persons with a native language other than Finnish, Swedish or Sami numbered 207,037, or 3.9 per cent of the population. The number of foreign-language speakers has doubled in nine years. The largest foreign-language groups spoke Russian (51,683 persons), Estonian (25,096 persons), English (12,063 persons), Somali (11,681 persons) and Arabic (9,682 persons).

At the end of 2009, the number of Finnish citizens permanently resident in Finland was 5,195,722, of whom 93,536 had been born abroad. Foreign citizens resident in Finland numbered 155,705, or 2.9 per cent of the population. The number of foreign citizens grew by 12,449 persons during 2009. According to the 2007 statistics of Eurostat, Finland had the seventh lowest proportion of foreign citizens in total population among all the present EU27 countries. The largest groups of foreign citizens were from Russia (28,210 persons), Estonia (25,510 persons), Sweden (8,506 persons) and Somalia (5,570 persons). The number of persons born abroad but resident in Finland was 233,183.

### **Country of birth, citizenship and mother tongue of the population 31.12.2009**



# Contents

Appendix tables	
Regional adjustments 1.1.2010.....	4
Population by area 31.12.2009 and increase of population.....	4
Population by age 1875–2009.....	5
Figures	
Population in Finland 1750–2009.....	6
Population by age 31.12.2009.....	6
Population by age, marital status and sex 31.12.2009.....	7
The largest groups by native language 1999 and 2009.....	7
Foreign nationals by sex 1980–2009.....	8
Quality description: Population structure 2009.....	9

## Appendix tables

### Regional adjustments 1.1.2010

From ---> To	Population		
	Total	Males	Females
Himanka ---> Kalajoki	3,022	1,506	1,516
Liljendal ---> Loviisa - Lovisa	1,472	732	740
Noormarkku ---> Pori - Björneborg	6,155	3,030	3,125
Pernaja ---> Loviisa - Lovisa	3,958	2,025	1,933
Ruotsinpyhtää ---> Loviisa - Lovisa	2,719	1,384	1,335
Ylämaa ---> Lappeenranta - Villmanstrand	1,406	717	689
Hämeenlinna - Tavastehus ---> Hausjärvi	161	92	69
Kouvola ---> Iitti	17	8	9
Lappeenranta - Villmanstrand ---> Ruokolahti	12	7	5
Ruotsinpyhtää ---> Pyhtää - Pyttis	170	90	80
Kokkola sub-regional unit ---> Ylivieska sub-regional unit	3,022	1,506	1,516
Loviisa sub-regional unit ---> Kotka-Hamina sub-regional unit	170	90	80
Central Ostrobothnia ---> North Ostrobothnia	3,022	1,506	1,516
Itä-Uusimaa ---> Kymenlaakso	170	90	80

### Population by area 31.12.2009 and increase of population

Area	Population and increase of population					
	31.12.2009	31.12.2008	Increase of population 2009 1) see footnote	Per cent 1) see footnote	Increase of population 2009 2) see footnote	Per cent 2) see footnote
WHOLE COUNTRY	5,351,427	5,326,314	25,113	0.5	25,113	0.5
MAINLAND FINLAND	5,323,693	5,298,858	24,835	0.5	24,835	0.5
Southern Finland AVI	2,209,276	2,192,601	16,675	0.8	16,675	0.8
Uusimaa Region	1,423,576	1,408,020	15,556	1.1	15,556	1.1
Itä-Uusimaa Region	93,966	93,491	475	0.5	645	0.7
Kanta-Häme Region	173,828	173,041	787	0.5	787	0.5
Päijät-Häme Region	201,270	200,847	423	0.2	423	0.2
Kymenlaakso Region	182,617	182,754	-137	-0.1	-307	-0.2
South Karelia Region	134,019	134,448	-429	-0.3	-429	-0.3
Southwestern Finland AVI	690,300	688,829	1,471	0.2	1,471	0.2
Varsinais-Suomi Region	462,914	461,177	1,737	0.4	1,737	0.4
Satakunta Region	227,386	227,652	-266	-0.1	-266	-0.1
Eastern Finland AVI	569,712	571,184	-1,472	-0.3	-1,472	-0.3
Etelä-Savo Region	155,568	156,632	-1,064	-0.7	-1,064	-0.7
Pohjois-Savo Region	248,182	248,423	-241	-0.1	-241	-0.1
North Karelia Region	165,962	166,129	-167	-0.1	-167	-0.1
Western and Inland Finland AVI	1,195,913	1,189,939	5,974	0.5	5,974	0.5
Pirkanmaa Region	484,436	480,705	3,731	0.8	3,731	0.8
Central Finland Region	272,784	271,747	1,037	0.4	1,037	0.4
South Ostrobothnia Region	193,524	193,511	13	0.0	13	0.0
Ostrobothnia Region	177,038	175,985	1,053	0.6	1,053	0.6
Central Ostrobothnia Region	68,131	67,991	140	0.2	140	0.2
Northern Finland AVI	474,744	472,342	2,402	0.5	2,402	0.5
North Ostrobothnia Region	392,110	389,182	2,928	0.8	2,928	0.8
Kainuu Region	82,634	83,160	-526	-0.6	-526	-0.6
Lapland AVI	183,748	183,963	-215	-0.1	-215	-0.1
Lapland Region	183,748	183,963	-215	-0.1	-215	-0.1
ÅLAND	27,734	27,456	278	1.0	278	1.0
State Department of Åland	27,734	27,456	278	1.0	278	1.0
Åland	27,734	27,456	278	1.0	278	1.0

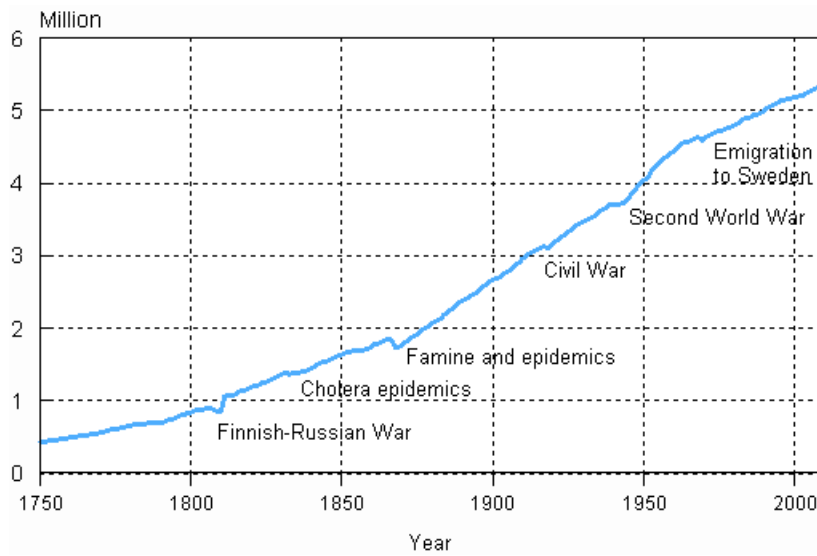
- 1) Partial municipal mergers HAVE NOT been taken into account when calculating the change
- 2) Partial municipal mergers have been taken into account when calculating the change

**Population by age 1875–2009**

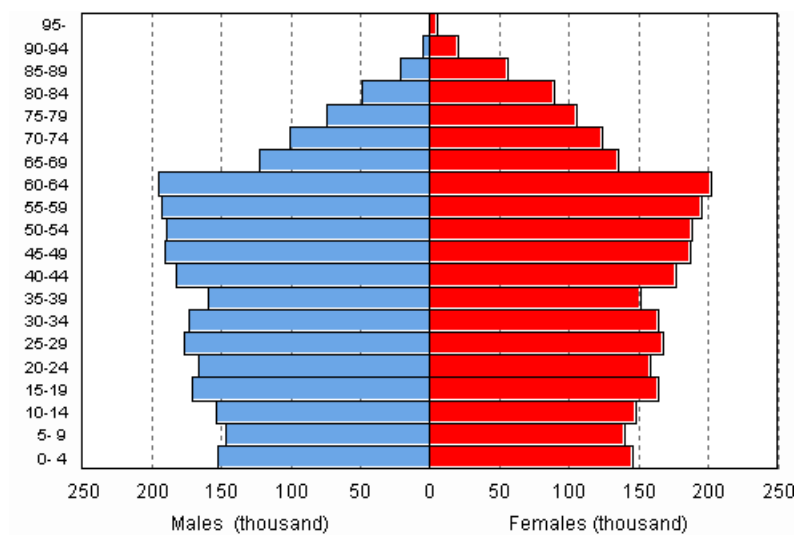
Year	Population	Age 0–14	Age 15–64	Age 65+	0–14 %	15–64 %	65+ %
1875	1 912 647	659 267	1 178 113	75 267	34,5	61,6	3,9
1900	2 655 900	930 900	1 583 300	141 700	35,1	59,6	5,3
1925	3 322 100	1 031 700	2 090 000	200 400	31,1	62,9	6,0
1950	4 029 803	1 208 799	2 554 354	266 650	30,0	63,4	6,6
1975	4 720 492	1 030 544	3 181 376	508 572	21,8	67,4	10,8
2000	5 181 115	936 333	3 467 584	777 198	18,1	66,9	15,0
2009	5 351 427	888 323	3 552 663	910 441	16,6	66,4	17,0

# Figures

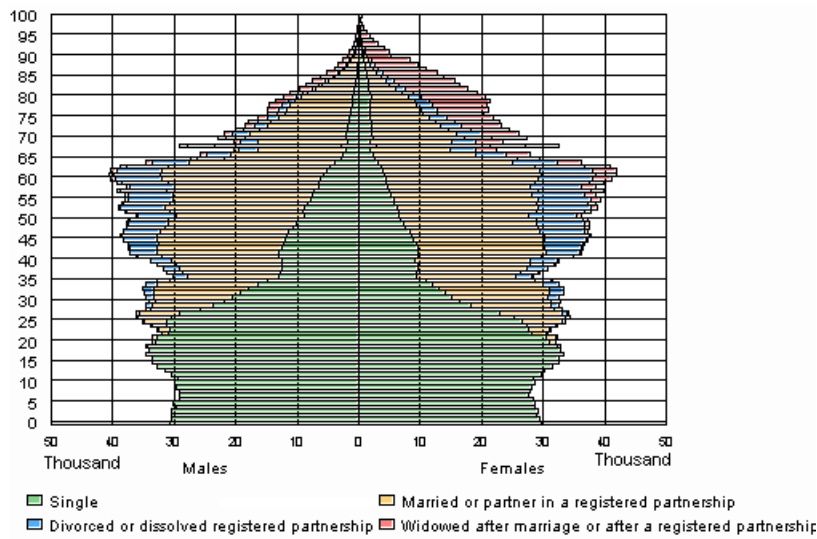
## Population in Finland 1750–2009



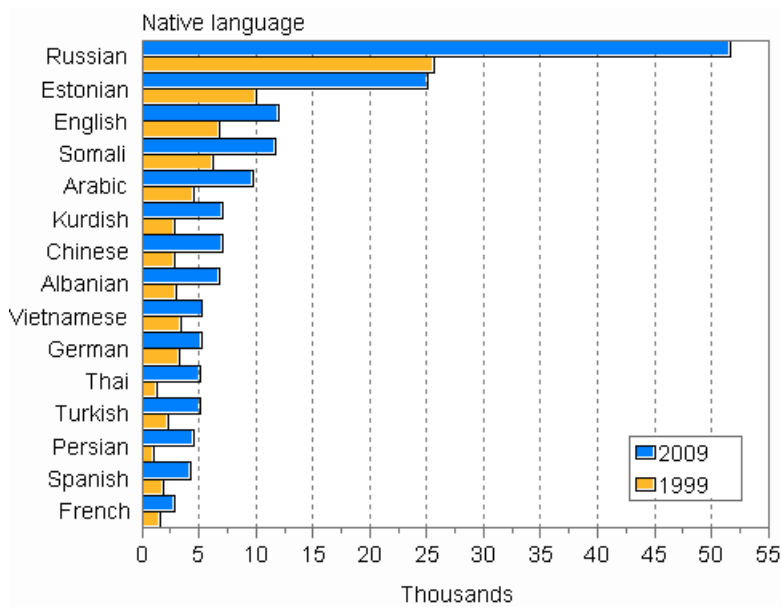
## Population by age 31.12.2009



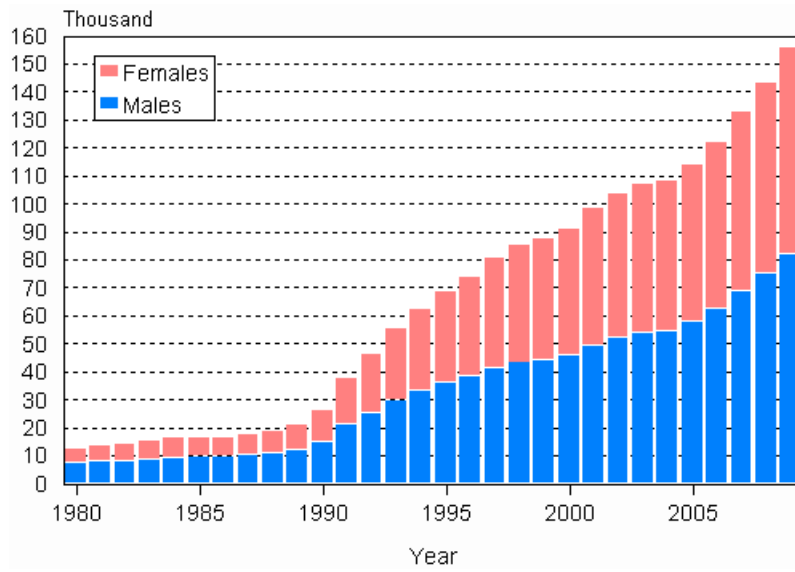
### Population by age, marital status and sex 31.12.2009



### The largest groups by native language 1999 and 2009



### Foreign nationals by sex 1980–2009





# Quality description: Population structure 2009

## 1. Relevance of statistical information

The statistics on population structure describe the population resident in Finland on the last day of the year.

The Population Register Centre and local register offices maintain Finland's Population Information System. The last population yearly checking of domicile registers was carried out in Finland on 1 January 1989. After that the Population Information System has been updated by notifications of changes. The data stored in the Population Information System are specified in the Population Information Act (11 June 1993/507). Notifications on population changes for the past year are expected by the last day of January (Act on the amendment of Section 18 of the Population Information Act on 24 November 1995). At the beginning of February the Population Register Centre supplies to Statistics Finland the population data for the turn of the year.

Statistics Finland's function is to compile statistics on conditions in society (Statistics Finland Act of 24 January 1992/48). These also include demographic statistics. Statistics Finland's working order defines the Population Statistics unit as the producer of demographic statistics (Statistics Finland's working order, TK-00-1437-09).

## Concepts

**Age** refers to the age of the person in full years on the last day of the year. The data are from the Population Register Centre's Population Information System.

**Citizenship** refers to a legislative bond between an individual and the State defining the individual's status in the State as well as the basic rights and duties existing between the individual and the State (Nationality Act, 359/2003). Persons with both Finnish and foreign citizenship will be entered in the statistics as Finnish nationals. If a foreign national living in Finland has several nationalities, that person will be entered in the statistics as a national of the country on whose passport he or she arrived in the country.

The ISO 3166 standard is used in the classification of citizenship.

**Country of birth** is determined on the basis of the mother's permanent home country at the time of birth. This means, for example, that the country of birth of Estonian immigrants born before Estonian independence is the Soviet Union. Similarly, the country of birth of people who were born in areas that Finland has subsequently ceded is Finland even though the area no longer is Finnish territory. The country of birth is indicated according to the form of government at the time of birth. The ISO 3166 standard is used in the coding of the country of birth.

**Language** is recorded in the Population Information System at the same time as parents register the name and religious denomination of their newborn. That language will be changed only upon separate application. For those babies born at the end of the year, for whom no name, language and religion have been registered in the Population Information System during January, the mother's language and religion are entered in the statistics for the end of the year. For the next year's statistics this information has become revised once notifications have been received. Language can change for children of bilingual families in case the father's language is entered for them in the Population Information System.

During 1999 the Population Register Centre started to use the ISO -standard in language coding. Statistics Finland now receives languages already coded and non-coded languages in plain language. These plain language names include several names of languages written incorrectly or in Swedish that can be coded. Statistics Finland gives the ISO-639-1 code for these languages. In previous years Statistics Finland has coded all languages from plain language names and given a code for a language if it has around 15 speakers in Finland.

The classification of marital status is as follows:

- Unmarried
- Married
- Divorced
- Widowed
- Partner in a registered partnership

- Divorced from a registered partnership
- Widowed after a registered partnership

In 2009 the Population Information System included 26,000 persons without marital status. They are immigrants whose marital status could not be ascertained. In the statistics childless persons were coded as unmarried and if they had children their absent marital status was changed into divorced.

**Mean population** is the arithmetic mean of the population at the beginning and end of the year.

**Place of residence** refers to the location of the dwelling in which the person was registered on the last day of the year. The present Municipality of Residence Act gives people greater freedom of choice over the locality where they wish to be registered as permanently resident. For example, students may register in the locality where they are studying. Homeless people are also counted in the permanently resident population.

As well as a permanent place of residence, a person may have a temporary place of residence in a dwelling that this person says he or she occupies temporarily for at least three months. Statistics are compiled only on the basis of permanent places of residence. Data on the place of residence derive from the Population Information System of the Population Register Centre.

**Population** includes those Finnish citizens and foreigners living permanently in Finland even if temporarily residing abroad.

Foreign nationals are domiciled in Finland if their stay is intended to last or has lasted at least one year. An asylum-seeker is not granted a legal domicile until his or her application has been approved.

The staff of foreign embassies, trade missions and consulates, their family members and personal employees included, are not counted among the resident population unless they are Finnish citizens. On the other hand, the Finnish staff of Finland's embassies and trade missions abroad and persons serving in the UN peacekeeping forces are counted among the resident population.

Data on **religious community** are derived from the Population Register Centre's Population Information System. Religious denomination is reported to the Population Information System for every child when given a name. That information will be changed only upon separate application.

Statistics on religious communities are compiled only on persons belonging to religious communities included in the register of the National Board of Patents and Registration. A religious community can be established in Finland by at least 20 adult persons (Freedom of Religion Act 453/2003).

For those babies born at the end of the year, for whom no name, language and religion have been registered in the Population Information System during January, the mother's language and religion are entered in the statistics for the end of the year. For the next year's statistics this information has become revised once notifications have been received.

The information on religious community does not represent foreigners accurately. Not all their religious communities are included in the register of the National Board of Patents and Registration and not all those practising a religion belong to parishes. For example, 72 per cent of Somali-speaking people do not belong to any registered religious community according to the Population Information System.

Data on religious communities are defined as very sensitive. Data can be released by region on religious communities with at least five cases and by municipality on those with at least ten cases.

**Statistical grouping of municipalities** is a classification developed by Statistics Finland that replaces production of statistics on municipalities as towns and other municipalities. The classification has been in use since 1989. The classification allows for more accurate distinctions between urban and rural areas than did the administrative classification into towns and other municipalities.

The grouping of municipalities divides municipalities into three categories according to the proportion of people living in urban settlements and the population of the largest urban settlement:

- Urban municipalities
- Semi-urban municipalities
- Rural municipalities

Urban municipalities include those municipalities in which at least 90 per cent of the population lives in urban settlements or in which the population of the largest urban settlement is at least 15,000.

Semi-urban municipalities are municipalities in which at least 60 per cent but less than 90 per cent of the population lives in urban settlements and in which the population of the largest urban settlement is at least 4,000 but less than 15,000.

Rural municipalities include those municipalities in which less than 60 per cent of the population lives in urban settlements and in which the population of the largest urban settlement is less than 15,000; and those municipalities in which at least 60 per cent but less than 90 per cent of the population lives in urban settlements and in which the population of the largest settlement is less than 4,000.

The now used classification is based on the data for 2005. The previous classification was from 2000.

A list of all municipalities according to grouping of municipalities formed on the basis of the boundaries of urban settlements is included in Statistics Finland's Regional Divisions Based on Municipalities publication starting from 1997. The publication also contains a list of municipalities, types of municipalities and changes in them.

## ***2. Methodological description of survey***

Population data are total data. They include the entire population living in Finland drawn from the Population Information System.

## ***3. Correctness and accuracy of data***

In general, the Population Information System of the Population Register Centre can be considered very exhaustive as regards persons. In order that a person obtains a personal identity code, he or she has to be registered in the Population Information System. It is practically impossible to live in Finland without a personal identity code. A personal identity code is needed so that one can work legally, open a bank account, have dealings with authorities and so on. It can be safely assumed that Finland cannot have any substantial numbers of 'moonlighters' who receive their pay in cash for periods of over one year, for example. Staying in Finland for at least one year is the prerequisite for registering into the population of Finland.

After abolishment of yearly checking of domicile registers (January 1) in 1989 the Population Information System has been maintained only by notifications of changes to population information. Their correctness is determined by a reliability survey made on the addresses in the Population Information System.

The Population Register Centre charges Statistics Finland with the task of conducting yearly a sample survey on correctness of address information. Around 11,000 people are asked whether their address in the Population Information System is correct. In the 2009 survey, the address was correct for 99.0 per cent of the respondents.

In connection with municipal elections, returned notifications of voting sent to foreigners usually reveal around 1,000 persons who have moved from the country without giving notice and are thus still included in the Finnish population. The Population Register Centre removes them from the resident population in the Population Information System before the following turn of the year.

## ***4. Timeliness and promptness of published data***

Statistics Finland dates the population at the turn of the year as at the last day of the year. Since 1999 the regional division used has been that of the first day of the following year. Thus the municipalities that unite on the first

day of the new year are already combined in the statistics on the last day of the previous year. Information on the population sizes of the united municipalities before the unification is available, where necessary.

Preliminary population data by municipality are available by month. In addition, the publication Quarterly Population Statistics containing preliminary data is released always at the end of the month following the previous quarter.

### ***5. Accessibility and transparency/clarity of data***

Basic population data are available in electronic form by municipality or with larger regional divisions than municipality in Statistics Finland's free 'Population' online service (Statistical databases) at: <http://tilastokeskus.fi/til/tietokannat.html>

General information and long time series on the population of the whole country can be had from the home page of Demographic Statistics at: [http://tilastokeskus.fi/tk/aiheet\\_vaesto.html](http://tilastokeskus.fi/tk/aiheet_vaesto.html)

The chargeable information service contains more specified information about the population by sub-area of municipality, for example. The Altika statistical service also includes municipality-specific population data from 1975 onwards. More information about Statistics Finland's chargeable services is available at: <http://www.stat.fi/tup/tilastotietokannat/index.html>

### ***6. Comparability of statistics***

Until 1998 population statistics by municipality for the turn of the year were compiled according to the regional division of the last day of the year. From 1999 the regional division used has been the first day of the following year. When calculating the change in population size of a municipality, the previous population numbers of the unifying municipalities are taken into account. Appendix 1 shows annexations made at the turn of the year, by which persons moved from one municipality to another.

When producing tables on regional time series of the population the tables can be made either according to the regional division of each year or by updating the regional division retrospectively to correspond to the statistics of the last year. The tables always indicate which regional division is used.

Population data are available from 1749 onwards. The number of population has been made public by parish from 1865 and by municipality from 1880 onwards. The ten-year tables of the clergy provide information about the population's age, marital status and language by parish until 1940. From 1950 onwards these data are available by municipalities every ten years on the basis of population censuses. Annual population data by municipality on age, marital status and language can be obtained starting from 1970.

Population data by municipality are available in electronic form in the Altika information service from 1975 onwards. The population time series in the free 'Väestö' online service begin from the year 1980 or 1990. The time series of the whole population by 5-year agegroups is available from the year 1865.

### ***7. Coherence and consistency/uniformity***

Statistics Finland's other statistics use the data of demographic statistics as basic information on population. Consequently, Statistics Finland's other statistics correspond to demographic statistics.

The Population Register Centre publishes the number of inhabitants in Finland on its Internet pages at the turn of the year. The figure is the same as given in Statistics Finland's statistics at the turn of the year.

In addition, the Population Register Centre releases the number of inhabitants by month. The figures differ from Statistics Finland's monthly preliminary statistics. The Population Register Centre announces the register situation at the end of each month. Statistics Finland waits for notifications of changes for two weeks from the end of the month before compiling preliminary statistics on the situation at the end of the previous month.

---

Suomen virallinen tilasto  
Finlands officiella statistik  
Official Statistics of Finland

*Population 2010*

*Inquiries*

Markus Rapo (09) 1734 3238  
Director in charge:  
Jari Tarkoma

[vaesto.tilasto@stat.fi](mailto:vaesto.tilasto@stat.fi)

[www.stat.fi](http://www.stat.fi)