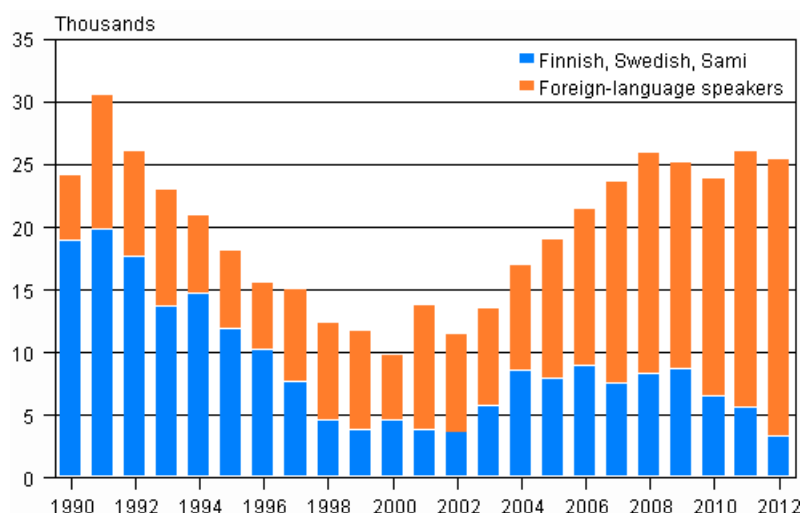


Population Structure 2012

The share of foreign-language speakers in 2012 population growth was 87 per cent

According to Statistics Finland's statistics on the population structure, the official total population of Finland at the end of 2012 was 5,426,674, of whom 2,666,622 were men and 2,760,052 women. In the course of 2012, Finland's population grew by 25,407 persons. The number of people whose native language is a foreign language grew by 22,122, which represented 87 per cent of the population growth. The number of people whose native language is Finnish grew by 3,497, those with Swedish as their native language decreased by 242 and the number of people that speak Sami as their native language grew by 30.

Change in the population by native language in 1990–2012



Over a quarter of a million people are foreign-language speakers, Russian speakers exceeded 60,000

The number of foreign-language speakers stood at 266,949 at the end of 2012, representing 4.9 per cent of the population. The largest group of foreign-language speakers are those whose native language is Russian, amounting to 62,554 persons. The next largest foreign-language groups spoke Estonian (38,364 persons), Somali (14,769 persons), English (14,666 persons) and Arabic (12,042 persons).

In the capital region, 11.8 per cent of the residents are foreign-language speakers

Reviewed by region, the share of foreign-language speakers among the population was the highest in Uusimaa, 9.3 per cent, in Åland, 6.1 per cent and in Varsinais-Suomi, 5.1 per cent. The share of foreign-language speakers was lowest in South Ostrobothnia, 1.6 per cent and in North Ostrobothnia, 1.9 per cent. In the capital region, 11.8 per cent of the residents were foreign-language speakers. Reviewed by municipality, the share of foreign-language speakers among the population were the highest in Helsinki (12.2 per cent), in Vantaa (11.9 per cent) and in Espoo (11.3 per cent).

Demographic dependency ratio at its highest in 48 years

At the end of 2012, there were 891,392 children aged under 15 in Finland and 3,517,089 persons aged between 15 and 64. The number of persons aged 65 and over exceeded one million during 2012 and there were 1,018,193 of them at the end of 2012. The demographic dependency ratio, that is, the number of those aged 15 or under and 65 or over per 100 working age persons was 54.3 at the end of 2012. The demographic dependency ratio was last higher than this in 1964. During our independence, the demographic dependency ratio was at its highest in 1917 (67.6) and at its lowest in 1984 (46.7).

Examined by area, the demographic dependency ratio was highest in the regions of Etelä-Savo (63.2) and South Ostrobothnia (61.7). The demographic dependency ratio was lowest in the region of Uusimaa (47.1). Examined by municipality, the demographic dependency ratio was highest in Luhanka (101.8), Kivijärvi (87.1), and Multia (82.0), and lowest in Helsinki (41.6), Tampere (44.5), and Järvenpää (45.8).

The demographic dependency ratio by region 1982–2012

Region	Year			
	1982 dependency ratio	1992 dependency ratio	2002 dependency ratio	2012 dependency ratio
WHOLE COUNTRY	47,0	49,1	49,6	54,3
Uusimaa	43,6	42,9	43,2	47,1
Varsinais-Suomi	49,2	50,3	50,3	55,1
Satakunta	47,7	50,2	52,8	60,8
Kanta-Häme	48,3	52,1	54,1	58,5
Pirkanmaa	47,0	49,3	49,4	54,1
Päijät-Häme	46,2	47,8	50,2	57,8
Kymenlaakso	46,5	49,1	52,6	59,5
South Karelia	46,6	49,4	52,2	58,8
Etelä-Savo	47,0	51,8	55,5	63,2
Pohjois-Savo	47,2	51,4	52,5	56,7
North Karelia	46,9	52,2	52,7	56,6
Central Finland	47,3	51,1	50,9	56,0
South Ostrobothnia	51,7	56,9	57,3	61,7
Ostrobothnia	53,9	56,7	56,2	59,9
Central Ostrobothnia	52,4	54,5	54,1	61,3
North Ostrobothnia	50,2	53,4	51,6	56,8
Kainuu	45,1	50,0	53,1	59,4
Lapland	44,4	48,8	51,0	55,8
Åland	54,1	53,3	53,4	55,7

The population in North Ostrobothnia exceeded 400,000

During 2012, the population grew in 12 and diminished in seven regions. In absolute numbers, the population grew most in Uusimaa, by 17,777 persons, in Pirkanmaa, by 3,831 persons and in North Ostrobothnia, by 2,783 persons. The relative population increase was also highest in Uusimaa, 1.1 per cent. The population in the region of North Ostrobothnia exceeded 400,000 during 2012.

The biggest absolute decrease in population was seen in Etelä-Savo, 1,096 persons, Kainuu, 613 persons and Lapland, 486 persons. In relative numbers, the population decreased most in Kainuu, by 0.8 per cent.

During 2012, the population grew in 111 and diminished in 209 municipalities. Helsinki had the biggest absolute increase in population, 8,584 persons, followed by Espoo, 4,385 persons and Oulu, 2,733 persons. Salo had the biggest absolute decrease in population (425 persons), followed by Pieksämäki (293 persons) and Kouvola (271 persons).

Examined by municipality in Mainland Finland, Liminka (2.9 per cent), Lempäälä (2.6 per cent) and Tyrnävä (2.3 per cent) had the largest relative increases in population. Examined by municipality in Mainland Finland, the largest relative decreases in population occurred in Luhanka, down by 3.6 per cent and Kinnula, by 2.9 per cent.

Contents

Tables

Appendix tables

Appendix table 1. Regional adjustments 1.1.2013.....	5
Appendix table 2. Population according to language 1980–2012.....	6

Figures

Appendix figures

Appendix figure 1. Population in Finland 1750–2012.....	7
Appendix figure 2. The largest groups by native language 2002 and 2012.....	7
Appendix figure 3. Foreign nationals by sex 1980–2012.....	8
Appendix figure 4. Country of birth, citizenship and mother tongue of the population 31.12.2012.....	8
Quality description: Population structure 2012.....	9

Appendix tables

Appendix table 1. Regional adjustments 1.1.2013

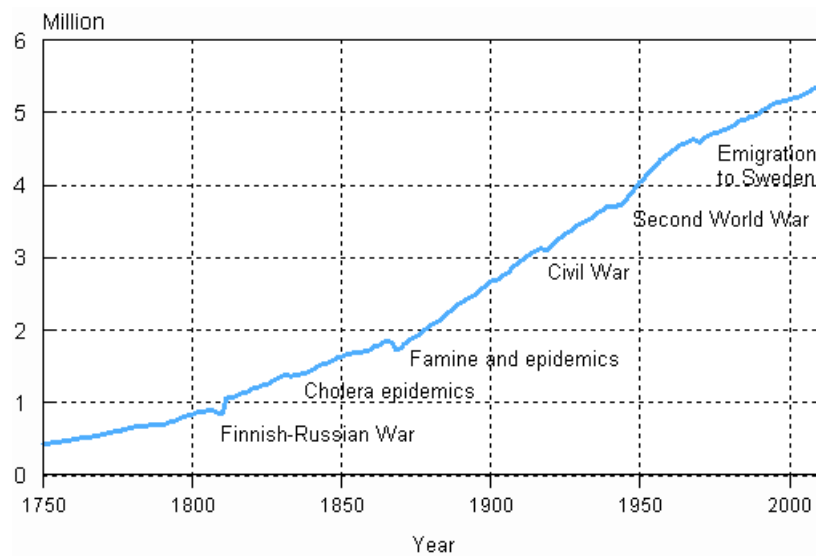
From ---> To	Population		
	Both sexes	Males	Females
Haukipudas ---> Oulu	19,044	9,566	9,478
Karjalohja ---> Lohja	1,476	727	749
Kerimäki ---> Savonlinna	5,519	2,786	2,733
Kesälahti ---> Kitee	2,321	1,169	1,152
Kiikoinen ---> Sastamala	1,246	623	623
Kiiminki ---> Oulu	13,317	6,771	6,546
Nilsinä ---> Kuopio	6,487	3,274	3,213
Nummi-Pusula ---> Lohja	6,186	3,149	3,037
Oulunsalo ---> Oulu	9,864	5,004	4,860
Punkaharju ---> Savonlinna	3,644	1,852	1,792
Ristiina ---> Mikkeli	4,793	2,422	2,371
Suomenniemi ---> Mikkeli	754	400	354
Töysä ---> Alavus	3,120	1,593	1,527
Vihanti ---> Raahе	3,019	1,558	1,461
Vähäkyrö ---> Vaasa	4,727	2,461	2,266
Yli-Ii ---> Oulu	2,149	1,104	1,045
Koillis-Savo sub-regional unit ---> Kuopio sub-regional unit	6,487	3,274	3,213
Kyrönmaa sub-regional unit ---> Vaasa sub-regional unit	4,727	2,461	2,266
Lappeenranta sub-regional unit ---> Mikkeli sub-regional unit	754	400	354
Oulunkaari sub-regional unit ---> Oulu sub-regional unit	2,149	1,104	1,045
Pohjois-Satakunta sub-regional unit ---> Lounais-Pirkanmaa sub-regional unit	1,246	623	623
Region of South Karelia ---> Region of Etelä-Savo	754	400	354
Region of Satakunta ---> Region of Pirkanmaa	1,246	623	623
Major region of Southern Finland ---> Major region of Northern and Eastern Finland	754	400	354

Appendix table 2. Population according to language 1980–2012

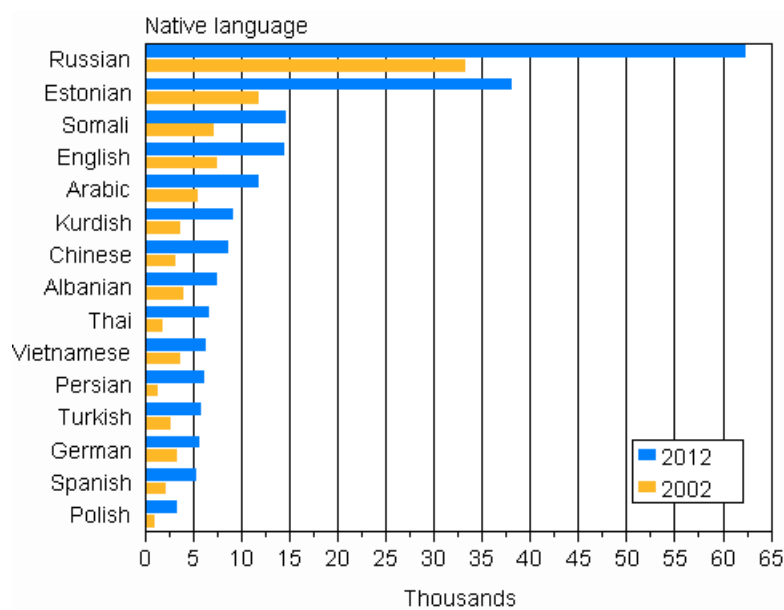
Year	Language							
	Population	Finnish speakers	Swedish speakers	Sami speakers	Other languages total	Finnish speakers, %	Swedish speakers, %	Other languages, %
1980	4 787 778	4 476 807	300 482	1 343	9 146	93,5	6,3	0,2
1981	4 812 150	4 500 986	300 150	1 385	9 629	93,5	6,2	0,2
1982	4 841 715	4 529 896	300 087	1 398	10 334	93,6	6,2	0,2
1983	4 869 858	4 557 191	299 916	1 404	11 347	93,6	6,2	0,2
1984	4 893 748	4 580 218	299 661	1 678	12 191	93,6	6,1	0,2
1985	4 910 664	4 596 908	299 098	1 699	12 959	93,6	6,1	0,3
1986	4 925 644	4 611 856	298 295	1 726	13 767	93,6	6,1	0,3
1987	4 938 602	4 624 376	297 591	1 710	14 925	93,6	6,0	0,3
1988	4 954 359	4 638 941	297 155	1 726	16 537	93,6	6,0	0,3
1989	4 974 383	4 656 325	296 840	1 730	19 488	93,6	6,0	0,4
1990	4 998 478	4 675 223	296 738	1 734	24 783	93,5	5,9	0,5
1991	5 029 002	4 694 928	296 842	1 734	35 498	93,4	5,9	0,7
1992	5 054 982	4 712 920	296 435	1 729	43 898	93,2	5,9	0,9
1993	5 077 912	4 727 290	295 630	1 738	53 254	93,1	5,8	1,0
1994	5 098 754	4 742 387	295 182	1 726	59 459	93,0	5,8	1,2
1995	5 116 826	4 754 787	294 664	1 726	65 649	92,9	5,8	1,3
1996	5 132 320	4 765 434	294 233	1 712	70 941	92,9	5,7	1,4
1997	5 147 349	4 773 576	293 691	1 716	78 366	92,7	5,7	1,5
1998	5 159 646	4 778 604	293 269	1 688	86 085	92,6	5,7	1,7
1999	5 171 302	4 783 224	292 439	1 690	93 949	92,5	5,7	1,8
2000	5 181 115	4 788 497	291 657	1 734	99 227	92,4	5,6	1,9
2001	5 194 901	4 793 199	290 771	1 734	109 197	92,3	5,6	2,1
2002	5 206 295	4 797 311	290 251	1 720	117 013	92,1	5,6	2,2
2003	5 219 732	4 803 343	289 868	1 704	124 817	92,0	5,6	2,4
2004	5 236 611	4 811 945	289 751	1 732	133 183	91,9	5,5	2,5
2005	5 255 580	4 819 819	289 675	1 752	144 334	91,7	5,5	2,7
2006	5 276 955	4 828 747	289 609	1 772	156 827	91,5	5,5	3,0
2007	5 300 484	4 836 183	289 596	1 777	172 928	91,2	5,5	3,3
2008	5 326 314	4 844 047	289 951	1 778	190 538	90,9	5,4	3,6
2009	5 351 427	4 852 209	290 392	1 789	207 037	90,7	5,4	3,9
2010	5 375 276	4 857 903	291 153	1 832	224 388	90,4	5,4	4,2
2011	5 401 267	4 863 351	291 219	1 870	244 827	90,0	5,4	4,5
2012	5 426 674	4 866 848	290 977	1 900	266 949	89,7	5,4	4,9

Appendix figures

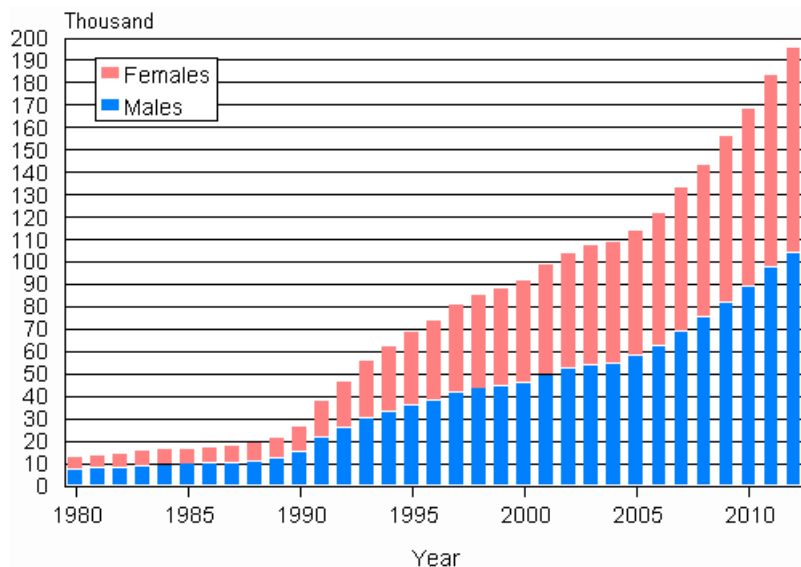
Appendix figure 1. Population in Finland 1750–2012




Appendix figure 2. The largest groups by native language 2002 and 2012



Appendix figure 3. Foreign nationals by sex 1980–2012



Appendix figure 4. Country of birth, citizenship and mother tongue of the population 31.12.2012



Quality description: Population structure 2012

1. Relevance of statistical information

The statistics on population structure describe the population resident in Finland on the last day of the year.

The Population Register Centre and local register offices maintain Finland's Population Information System. The last population yearly checking of domicile registers was carried out in Finland on 1 January 1989. After that the Population Information System has been updated by notifications of changes. The data stored in the Population Information System are specified in the act on the Population Information System and on the certificate services of the Population Register Centre (21 August 2009/661). Notifications on population changes for the past year are expected by the last day of January. At the beginning of February the Population Register Centre supplies to Statistics Finland the population data for the turn of the year.

Statistics Finland's function is to compile statistics on conditions in society (Statistics Finland Act of 24 January 1992/48). These also include demographic statistics. Statistics Finland's working order defines the Population and Social Statistics unit as the producer of demographic statistics (Statistics Finland's working order, TK-00-1497-12).

Concepts

Age refers to the age of the person in full years on the last day of the year. The data are from the Population Register Centre's Population Information System.

Citizenship refers to a legislative bond between an individual and the State defining the individual's status in the State as well as the basic rights and duties existing between the individual and the State (Nationality Act, 359/2003). Persons with both Finnish and foreign citizenship will be entered in the statistics as Finnish nationals. If a foreign national living in Finland has several nationalities, that person will be entered in the statistics as a national of the country on whose passport he or she arrived in the country.

The ISO 3166 standard is used in the classification of citizenship.

Country of birth is determined on the basis of the mother's permanent home country at the time of birth. This means, for example, that the country of birth of Estonian immigrants born before Estonian independence is the Soviet Union. Similarly, the country of birth of people who were born in areas that Finland has subsequently ceded is Finland even though the area no longer is Finnish territory. The country of birth is indicated according to the form of government at the time of birth. The ISO 3166 standard is used in the coding of the country of birth.

Language is recorded in the Population Information System at the same time as parents register the name and religious denomination of their newborn. That language will be changed only upon separate application. For those babies born at the end of the year, for whom no name, language and religion have been registered in the Population Information System during January, the mother's language and religion are entered in the statistics for the end of the year. For the next year's statistics this information has become revised once notifications have been received. Language can change for children of bilingual families in case the father's language is entered for them in the Population Information System.

In the 2012 reliability survey of the Population Information System some 9,000 working-age persons were asked if the language registered for them in the Population Information System was correct. Language information was correct for 99.7 per cent of the respondents.

Since 1999 Statistics Finland has received from the Population Register Centre languages already coded (ISO 639-1) and non-coded languages in plain language. These plain language names include several names of languages written incorrectly or in Swedish that can be coded. Statistics Finland gives a code for these languages. In previous years Statistics Finland has coded all languages from plain language names and given a code for a language if it has around 15 speakers in Finland.

The **classification of marital** status is as follows:

- Unmarried
- Married
- Divorced
- Widowed
- Partner in a registered partnership
- Divorced from a registered partnership
- Widowed after a registered partnership

In 2012 the Population Information System included 45,000 persons without data on marital status. They are immigrants whose marital status could not be ascertained. The Population Information Act requires storing of data on marital status in the Population Information System only as concerns Finnish citizens. In the statistics childless persons were coded as unmarried and if they had children, their absent marital status was changed into divorced.

Mean population is the arithmetic mean of the population at the beginning and end of the year.

Place of residence refers to the location of the dwelling in which the person was registered on the last day of the year. The present Municipality of Residence Act gives people greater freedom of choice over the locality where they wish to be registered as permanently resident. For example, students may register in the locality where they are studying. Homeless people are also counted in the permanently resident population.

As well as a permanent place of residence, a person may have a temporary place of residence in a dwelling that this person says he or she occupies temporarily for at least three months. Statistics are compiled only on the basis of permanent places of residence. Data on the place of residence derive from the Population Information System of the Population Register Centre.

Population includes those Finnish citizens and foreigners living permanently in Finland even if temporarily residing abroad.

Foreign nationals are domiciled in Finland if their stay is intended to last or has lasted at least one year. The statistics do not include persons temporarily staying in Finland or asylum seekers, who have only a temporary residence permit or whose application for a residence permit is still under processing. An asylum-seeker is not granted a legal domicile and included in the statistics until his or her application has been approved.

The staff of foreign embassies, trade missions and consulates, their family members and personal employees included, are not counted among the resident population unless they are Finnish citizens. On the other hand, the Finnish staff of Finland's embassies and trade missions abroad and persons serving in the UN peacekeeping forces are counted among the resident population.

A Finnish citizen having entered the country must notify the register office if his/her intended stay in the country exceeds three months. The register office will update his/her data in the Population Information System (Act 661/2009). A foreign citizen may enter Finland provided he/she holds a required valid visa, residence permit or residence permit for an employed or self-employed person, unless he/she is an EU or EEA citizen or unless otherwise provided by an international agreement binding Finland (Aliens Act 301/2004). An EU or EEA citizen may stay in the country without a separate permit for three months, after which his/her stay in the country requires justifications and registration with the register office. The register office enters the reported information about the domicile of a foreign citizen into the Population Information System if the person receives a municipality of domicile and a permanent place of residence in it in Finland as defined in the Act on the Municipality of Domicile (201/1994). The length of employment or studying from entry into the country or the length of employment contract must be two years for a foreign citizen to receive the right to a place of domicile.

At a justified request, the information on a foreign citizen may also be entered after a short stay if he/she has, for example, a temporary place of residence in Finland as defined in the Act on the Municipality of Domicile and the entry is necessary for the realisation of rights related to employment or a similar circumstance (Act 661/2009). In statistics on population changes, a person's move into Finland from elsewhere is regarded as immigration only if a notation has been made into the Population Information System that he/she has received a permanent place of residence in Finland.

Persons emigrating from the country must submit a notice of change of address in the same way as persons who migrate within the country (Acts 661/2009, 201/1994). Persons who move to live abroad for more than one year are primarily regarded as emigrants. An exception to this are Finnish diplomats and persons working in development co-operation, etc. (Act on the Municipality of Domicile 201/1994). In accordance with an agreement between the Nordic countries, a period of residence of less than six months is not regarded as a move (Act on the Municipality of Domicile 201/1994, Decree and Treaty 96/2006).

When a person moves from one Nordic country to another, he/she must report his/her move to the local register authority of the country of entry, which will decide whether or not the person is registered as resident in the country of entry. The register authority of the country of entry informs the person concerned and the register authority of the country of exit about its decision. The date when the person has been entered into the local population register of the country of entry is recorded as the date of emigration in the population register of the country of exit (Act on the Municipality of Domicile 201/1994, Decree and International Treaty 96/2006).

Data on **religious community** are derived from the Population Register Centre's Population Information System. Religious denomination is reported to the Population Information System for every child when given a name. That information will be changed only upon separate application.

The new Freedom of Religion Act (453/2003) entered into force on 1 August 2003. The new act allowed simultaneous membership to several religious communities after a three-year transition period. The transition period ended on 1 August 2006, after which religious communities can self decide whether their members can also belong to other religious communities. If a person is a member of more than one religious community, the person is included in Statistics Finland's statistics on religious communities in the number of members of the religious community which he or she first joined. These persons are missing from the number of members of the religious community they had joined while they already belonged to some other religious community.

Statistics on religious communities are compiled only on persons belonging to religious communities included in the register of the National Board of Patents and Registration. A religious community can be established in Finland by at least 20 adult persons (Freedom of Religion Act 453/2003).

For those babies born at the end of the year, for whom no name, language and religion have been registered in the Population Information System during January, the mother's language and religion are entered in the statistics for the end of the year. For the next year's statistics this information has become revised once notifications have been received.

The information on religious community does not represent foreigners accurately. Not all their religious communities are included in the register of the National Board of Patents and Registration and not all those practising a religion belong to parishes. At the end of 2012, 84 per cent of foreign-language speakers did not belong to any registered religious community according to the Population Information System.

Data on religious communities are defined as very sensitive. Data can be released by region on religious communities with at least five cases and by municipality on those with at least ten cases.

Statistical grouping of municipalities is a classification developed by Statistics Finland that replaces production of statistics on municipalities as towns and other municipalities. The classification has been in use since 1989. The classification allows for more accurate distinctions between urban and rural areas than did the administrative classification into towns and other municipalities.

The grouping of municipalities divides municipalities into three categories according to the proportion of people living in urban settlements and the population of the largest urban settlement:

- Urban municipalities
- Semi-urban municipalities
- Rural municipalities

Urban municipalities include those municipalities in which at least 90 per cent of the population lives in urban settlements or in which the population of the largest urban settlement is at least 15,000.

Semi-urban municipalities are municipalities in which at least 60 per cent but less than 90 per cent of the population lives in urban settlements and in which the population of the largest urban settlement is at least 4,000 but less than 15,000.

Rural municipalities include those municipalities in which less than 60 per cent of the population lives in urban settlements and in which the population of the largest urban settlement is less than 15,000; and those municipalities in which at least 60 per cent but less than 90 per cent of the population lives in urban settlements and in which the population of the largest settlement is less than 4,000.

The now used classification is based on the data for 2011 based on the data on boundaries of urban settlements. The classification will be updated on the basis of the 2012 data in the course of autumn 2013.

A list of all municipalities according to grouping of municipalities formed on the basis of the boundaries of urban settlements is included in Statistics Finland's publication *Regional Divisions Based on Municipalities*. The publication also contains a list of municipalities, types of municipalities and changes in them.

2. Methodological description of survey

Population data are total data. They include the entire population living in Finland drawn from the Population Information System.

3. Correctness and accuracy of data

In general, the Population Information System of the Population Register Centre can be considered very exhaustive as regards persons. In order that a person obtains a personal identity code, he or she has to be registered in the Population Information System. It is practically impossible to live in Finland without a personal identity code. A personal identity code is needed so that one can work legally, open a bank account, have dealings with authorities and so on. It can be safely assumed that Finland cannot have any substantial numbers of 'moonlighters' who receive their pay in cash for periods of over one year, for example. Staying in Finland for at least one year is the prerequisite for registering into the population of Finland.

After abolishment of yearly checking of domicile registers in 1989, the Population Information System has been maintained only by notifications of changes to population information. Their correctness is determined by a reliability survey made on the addresses in the Population Information System.

The Population Register Centre charges Statistics Finland with the task of conducting yearly a sample survey on the correctness of the address information. Around 11,000 people are asked whether their address in the Population Information System is correct. In the 2012 survey, the address was correct for 98.9 per cent of the respondents. The non-response of this survey was 16.9 per cent. As regards the non-response, attempts were made to check the addresses from other sources. The address could be ascertained as correct for 92.3 per cent and as incorrect for 5.9 per cent of the persons included in the non-response. The address of 1.8 per cent of the persons in the non-response could not be checked. If we assume that all the unchecked data of persons in the non-response are incorrect, the final proportion of correct addresses would be 98.1 per cent.

Incorrect addresses influence population statistics by municipality only if the incorrect address is in a different municipality than the correct one. Only some of the incorrect addresses are in the wrong municipality.

In connection with municipal elections, returned notifications of voting sent to foreigners usually reveal around 1,000 persons who have moved from the country without giving notice and are thus still included in the Finnish population. The Population Register Centre removes them from the resident population in the Population Information System before the following turn of the year.

4. Timeliness and promptness of published data

Statistics Finland dates the population at the turn of the year as at the last day of the year. Since 1999 the regional division used has been that of the first day of the following year. Thus the municipalities that unite on the first day of the new year are already combined in the statistics on the last day of the previous year. Information on the population sizes of the united municipalities before the unification is available, where necessary.

Preliminary population data by municipality are available by month.
http://pxweb2.stat.fi/database/StatFin/vrm/vamuu/vamuu_en.asp

5. Accessibility and transparency/clarity of data

Basic population data are available in electronic form by municipality or with larger regional divisions than municipality in Statistics Finland's free 'Population' online service (Statistical databases) at:
http://pxweb2.stat.fi/database/StatFin/vrm/vaerak/vaerak_en.asp

The chargeable information service contains more specified information about the population by sub-area of municipality, for example. More information about Statistics Finland's chargeable services is available at: http://www.stat.fi/tup/tilastotietokannat/index_en.html

6. Comparability of statistics

Until 1998 population statistics by municipality for the turn of the year were compiled according to the regional division of the last day of the year. From 1999 the regional division used has been the first day of the following year. When calculating the change in the population size of a municipality, the previous population numbers of the unifying municipalities are taken into account.

When producing tables on regional time series of the population the tables can be made either according to the regional division of each year or by updating the regional division retrospectively to correspond to the statistics of the last year. The tables always indicate which regional division is used.

Population data are available from 1749 onwards. The number of population has been made public by parish from 1865 and by municipality from 1920 onwards. The ten-year tables of the clergy provide information about the population's age, marital status and language by parish until 1940. From 1950 onwards these data are available by municipality every ten years on the basis of population censuses. Annual population data by municipality on age, marital status and language can be obtained starting from 1970.

Population data by municipality are available in electronic form from 1980 onwards. The population time series in the free 'Population' online service begin from the year 1865.
http://pxweb2.stat.fi/database/StatFin/vrm/vaerak/vaerak_en.asp

7. Coherence and consistency/uniformity

Statistics Finland's other statistics use the data of demographic statistics as basic information on population. Consequently, Statistics Finland's other statistics correspond to demographic statistics.

In addition, the Population Register Centre releases the number of inhabitants by month. The figures differ from Statistics Finland's monthly preliminary statistics. The Population Register Centre makes public the register situation at the end of each month. Statistics Finland waits for notifications of changes for two weeks from the end of the month before compiling preliminary statistics on the situation at the end of the previous month.

Inquiries

Markus Rapo 09 1734 3238

Director in charge:

Riitta Harala

vaesto.tilasto@stat.fi

www.stat.fi

Source: Population Structure 2012, Statistics Finland